

WO no.:	7182510
----------------	---------

Report Date:	22-09-2025
---------------------	------------

CUSTOMER INFORMATION

Customer:	Ninex Power Systems
Customer PO#:	1330
Address:	15814 Champion Forest DR Ste 316
City:	Spring, Texas, 77279, USA

ENGINE DATA

Engine type:	CAT C175-16
Engine serial number :	WYB02084
Gen-set serial number:	
Running hours:	54
Job type:	Engine inspection

JOB INFORMATION

Job performed by: Name(s) of service engineer(s)	Ole Desler
Place of work:	Esbjerg / Denmark
Date for service:	22-09-2025
Report written by:	Ole Desler



Appendix List

1. Oil sample analysis, Genset WYB02084
2. Coolant analysis, HT cooling system WYB02084
3. Coolant analysis, LT cooling system WYB02084
4. Product Status Report WYB02084 – 22.9.25 12.49
5. Product Status Report WYB02084 - 22.9.25 12.54

Day 1 – 22 September 2025 (Monday)

Travel: Aabenraa → Esbjerg

Work description:

Isolation of the existing battery cables and connection of new batteries to power up the system.

Running of the oil pre-lubrication pump for approx. 10 minutes. A sample was taken at the oil cooler outlet.

Removal of one crankcase cover and one valve cover.

Coolant samples were taken, LT & HT (low temp. circuit and high temp. circuit).

Inspection of the turbocharger outlet with an endoscope.

Video walk around.

Downloading of Product Status Reports both ECM's.

Return travel: Esbjerg → Aabenraa



05:37 22/09/2025




05:37 22/09/2025




05:38 22/09/2025



05:39 22/09/2025




























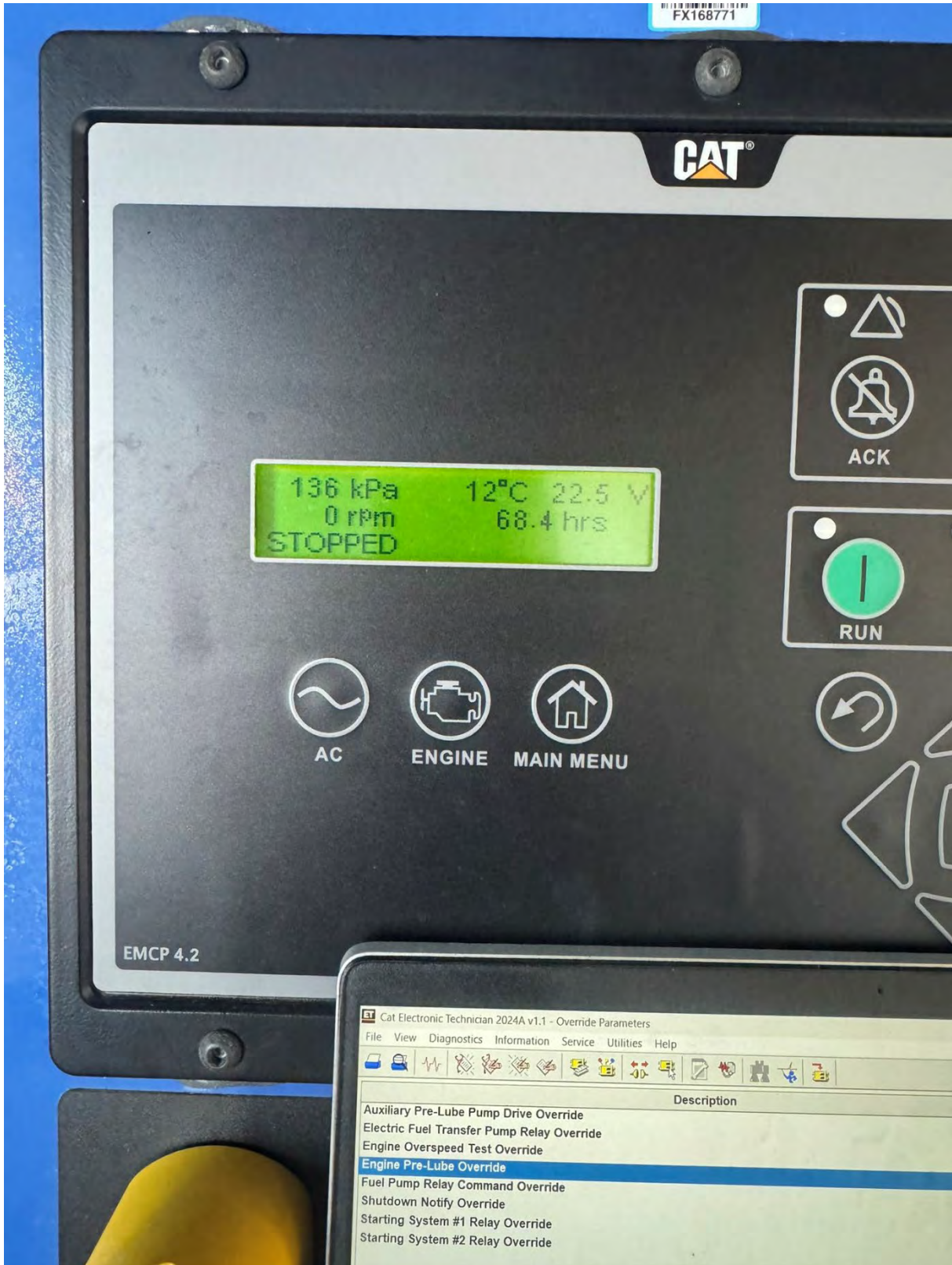
















[Walk-around WYB02084.MP4](#)

MOTORGENERATOR
KUNDE Udstyrs #: 7175168
SERIENUMMER: WYB02084
L040-55272-0008

PRØVE FORSENDELSE TID: 6

ZEPPELIN DANMARK A/S

RECEIVED DATE: 29-Sep-25

CAT C175-16

**DER KRÆVES INGEN
HANDLING**

 AFLÆSNINGERNE FOR SLIDMETAL ER NORMALE. ANDRE ANALYSEAFLÆSNINGER SER ACCEPTABLE UD. FORETAGET PR
ØVEUDTAGNING VED NÆSTE SERVICEINTERVAL

**Interp By: Nadin Schaller
Interpreted On: 30-Sep-25**

 RESAMPLE AT THE NEXT SERVICE INTERVAL. Si content is important to consider. Last analysis 5 years ago! NORMAL WEAR
METAL READINGS. OTHER ANALYSIS READINGS APPEAR TO BE ACCEPTABLE.

PRØVE INFORMATION


Prøve Dato	23-Sep-25
Prøve Id	L040-55272-0008
Process Dato	29-Sep-25
Timeteller []	65
	65
Timer På Olien	65
Olie Mærke Fabrik	
Olie Vægt	
Olie	
Olie Skiftet	U
Filter Skiftet	U
Kidney Loop	U
Total Fluid Added	0

SLITASJE FORURENING

23-Sep-25

ELEMENTÆRANALYSE (ppm)		
Cu	Kobber	9
Fe	Jern	7
Cr	Chrom	0
Al	Aluminium	1
Pb	Bly	2
Sn	Tin	0
Si	Silicium	8
Na	Natrium	0
K	Kalium	3
Mo	Molybdæn	35
Ni	Nikkel	0
Ag	Sølv	0
Ti	Titan	0
V	Vanadium	0
Mn	Mangan	1
Cd	Cadmium	0
Ca	Calcium	1521
P	Fosfor	821
Zn	Zink	954
Mg	Magnesium	423
Ba	Barium	13
B	Bor	98

FORRIGE PRØVE

For yderligere prøvehistorik, gå til:

[S.O.S WEB](#)
TILSTAND / KONTAMINATION

23-Sep-25

VISKOSITET (Centistokes)

V100 Viskositet 100 °C 11.73

INFRARØD (UFM)

ST	Sod	0
OXI	Oxidering	19
SUL	Sulfatering	22
NIT	Nitrering	6

VAND

W	Vand	N
---	------	---

GLYCOL

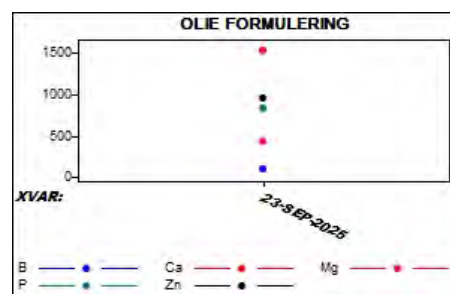
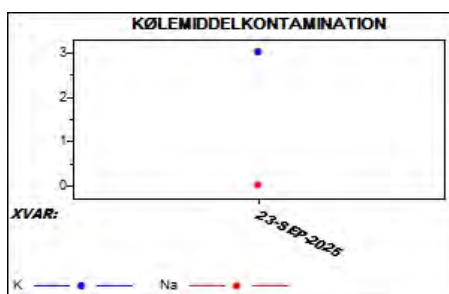
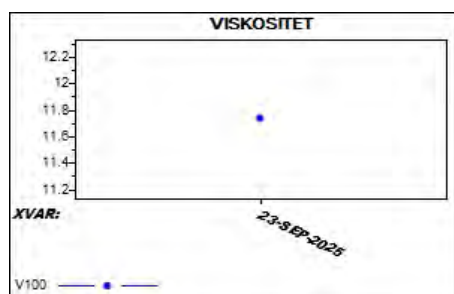
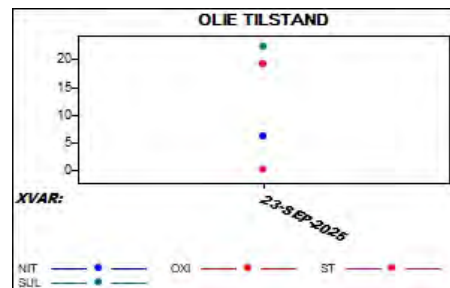
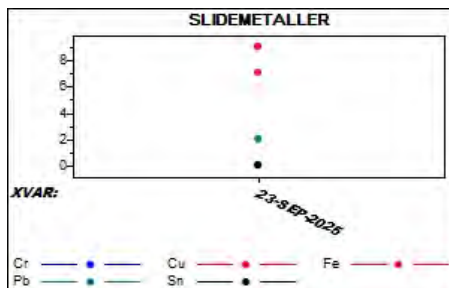
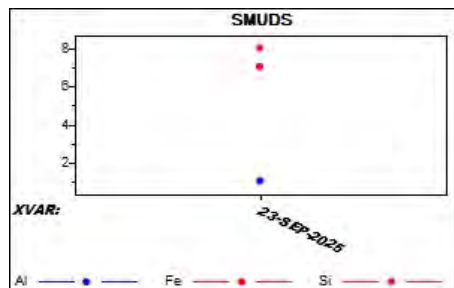
A	Kølevæske	N
---	-----------	---

BRÆNDSTOF

F	Brændstof	N
---	-----------	---

BRÆNDSTOFINDHOLD (%)

PFC	Percent Fuel	2.11
-----	--------------	------



Report Comment

VisionLink® will be the new home for S-O-SSM Services fluid analysis. Begin the transition to VisionLink now - Sign up or log into vl.cat.com to update your settings, manage your fleet, configure your jobsites (groups), and view your samples. The ability for users to submit samples, track samples, view and graph sample history, and download reports are coming to VisionLink soon.

HØJTEMPERATURKØ
LESYSTEM

L040-55272-0004

PRØVE FORSENDELSE TID: 6

ZEPPELIN DANMARK A/S

RECEIVED DATE: 29-Sep-25

KUNDE Udstyrs #: 7175168
CAT C175-16

**DER KRÆVES INGEN
HANDLING**

ALLE NIVEAU 1 TEST SYNES NORMALE FOR KØLEVÆSKE. FORTSÆT MED AT BRUGE DENNE KØLEVÆSKE. TAG EN NY PRØVE MED DET REGELMÆSSIGE INTERVAL FOR AT KONTROLLERE KØLESYSTEMET.

ALL LEVEL 1 TESTS APPEAR NORMAL FOR THIS COOLANT. CONTINUE TO USE THIS COOLANT. SAMPLE AGAIN AT THE REGULAR INTERVAL TO MONITOR THE COOLING SYSTEM.

SERIENUMMER: WYB02084
**Interp By: Mohamed Muslim
Interpreted On: 30-Sep-25**
PRØVE INFORMATION


Prøve Dato	23-Sep-25
Prøve Id	L040-55272-0004
Process Dato	29-Sep-25
Timeteller []	65
	65
Timer På Oliien	65
Olie Mærke Fabrik	
Olie Vægt	
Olie	
Olie Skiftet	U
Filter Skiftet	U
Total Fluid Added	0

KORROSIONNIVEAUER / KEMI

23-Sep-25

ANIONANALYSE (ppm)		
NO2	Nitrit	423

FORRIGE PRØVE

For yderligere prøvehistorik, gå til:

[S.O.S WEB](#)
YDERLIGERE KARAKTERISTIK

23-Sep-25

GLYCOL/ FRYSE - KOGE

GL	Glycol	51
FP	Frysepunkt (°C)	-38
BP	Kogepunkt (°C)	107

pH

pH	pH	8.4
----	----	-----

LEDNINGSEVNE

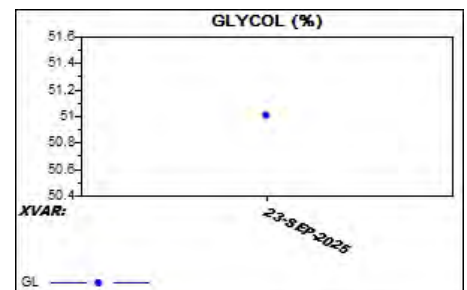
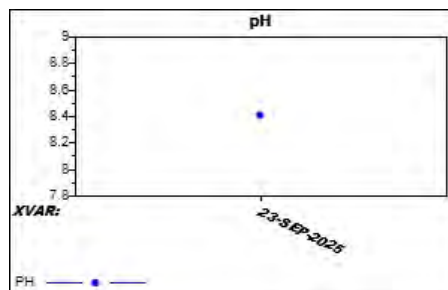
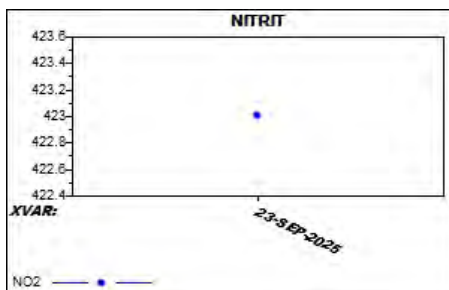
CON	Ledningsevne	4217
-----	--------------	------

PHYSICALS

23-Sep-25

PHYSICALS

Color	Farve	orange
App	Appearance	clear
Odor	Lugt	norm
Oil	Oljeutseende	none
Foam	Skum	norm
PAmt	Partikkel Mengde	none





Report Comment

VisionLink® will be the new home for S-O-SSM Services fluid analysis. Begin the transition to VisionLink now - Sign up or log into vl.cat.com to update your settings, manage your fleet, configure your jobsites (groups), and view your samples. The ability for users to submit samples, track samples, view and graph sample history, and download reports are coming to VisionLink soon.

LAVTEMPERATURKØ
LESYSTEM

L040-55272-0005

PRØVE FORSENDELSE TID: 6

ZEPPELIN DANMARK A/S

RECEIVED DATE: 29-Sep-25

KUNDE Udstyrs #: 7175168
CAT C175-16

**DER KRÆVES INGEN
HANDLING**

ALLE NIVEAU 1 TEST SYNES NORMALE FOR KØLEVÆSKE. FORTSÆT MED AT BRUGE DENNE KØLEVÆSKE. TAG EN NY PRØVE MED DET REGELMÆSSIGE INTERVAL FOR AT KONTROLLERE KØLESYSTEMET.

ALL LEVEL 1 TESTS APPEAR NORMAL FOR THIS COOLANT. CONTINUE TO USE THIS COOLANT. SAMPLE AGAIN AT THE REGULAR INTERVAL TO MONITOR THE COOLING SYSTEM.

SERIENUMMER: WYB02084
**Interp By: Mohamed Muslim
Interpreted On: 30-Sep-25**
PRØVE INFORMATION


Prøve Dato	23-Sep-25
Prøve Id	L040-55272-0005
Process Dato	29-Sep-25
Timeteller []	65
	65
Timer På Olien	65
Olie Mærke Fabrik	
Olie Vægt	
Olie	
Olie Skiftet	U
Filter Skiftet	U
Total Fluid Added	0

KORROSIONNIVEAUER / KEMI

23-Sep-25

ANIONANALYSE (ppm)		
NO2	Nitrit	556

FORRIGE PRØVE

For yderligere prøvehistorik, gå til:

[S.O.S WEB](#)
YDERLIGERE KARAKTERISTIK

23-Sep-25

GLYCOL/ FRYSE - KOGE

GL	Glycol	51
FP	Frysepunkt (°C)	-38
BP	Kogepunkt (°C)	107

pH

pH	pH	8.1
----	----	-----

LEDNINGSEVNE

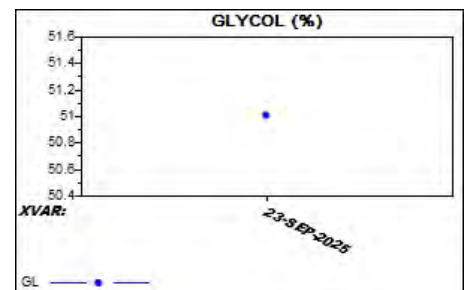
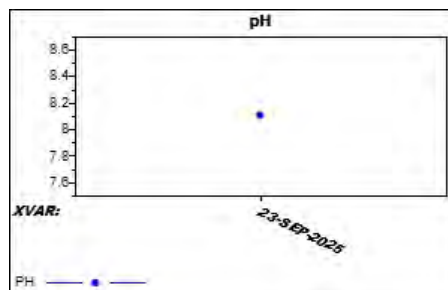
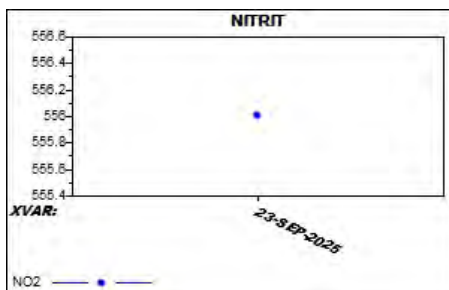
CON	Ledningsevne	4337
-----	--------------	------

PHYSICALS

23-Sep-25

PHYSICALS

Color	Farve	red
App	Appearance	clear
Odor	Lugt	norm
Oil	Oljeutseende	none
Foam	Skum	norm
PAmt	Partikkel Mengde	none





Report Comment

VisionLink® will be the new home for S-O-SSM Services fluid analysis. Begin the transition to VisionLink now - Sign up or log into vl.cat.com to update your settings, manage your fleet, configure your jobsites (groups), and view your samples. The ability for users to submit samples, track samples, view and graph sample history, and download reports are coming to VisionLink soon.

Cat Electronic Technician 2024A v1.1

Product Status Report

22-09-2025 12:50

Product Status Report

Parameter	Value
Engine Serial Number	WYB02084
Equipment ID	EG-N1
Comments	

Digital Voltage Regulator

Parameter	Value
ECM Part Number	3147755-00
ECM Serial Number	10976020GD
Software Group Part Number	3184763-01
Software Group Release Date	NOV2007
Software Group Description	Regulator Software

Logged Diagnostic Codes [SHM: 65] - Digital Voltage Regulator

Code	Description	Occ.	SHM First	SHM Last	RTC First	RTC Last
No Logged Diagnostic Codes						

Logged Event Codes [SHM: 65] - Digital Voltage Regulator

Code	Description	Occ.	SHM First	SHM Last	RTC First	RTC Last
No Logged Event Codes						

Active Diagnostic Codes [SHM: 65] - Digital Voltage Regulator

Code	Description	Occ.
No Active Diagnostic Codes		

Active Event Codes [SHM: 65] - Digital Voltage Regulator

Code	Description	Occ.
No Active Events		

Configuration - Digital Voltage Regulator

Description	Value	Unit
Voltage Regulator Power Input Frequency Configuration	200	Hz

Potential Transformer Primary Winding Rating	120	Volts
Potential Transformer Secondary Winding Rating	120	Volts
Current Transformer Primary Winding Rating	5000	Amps
Current Transformer Secondary Winding Rating	5	Amps
Generator Connection Configuration	Three Phase	
Generator Rated Frequency	50 Hz	
Generator Rated Voltage	400	Volts
Generator Rated Current	4330	Amps
Voltage Regulator Loss of Sensing Shutdown Event Notification Delay Time	2,0	sec
Generator Rotating Diode Monitor Shutdown Event Current Threshold	2,0	Amps
Generator Reverse VAr Shutdown Event Percentage Threshold	30	%
Generator Reverse VAr Shutdown Event Notification Delay Time	3,0	sec
Generator Reverse VAr Shutdown Event Response Configuration	Activate Warning Condition	
Generator Over Voltage Shutdown Event Percentage Threshold	125	%
Generator Over Voltage Shutdown Event Notification Delay Time	2	sec
Generator Over Voltage Shutdown Event Response Configuration	Activate Warning Condition	
Generator Under Voltage Shutdown Event Percentage Threshold	60	%
Generator Under Voltage Shutdown Event Notification Delay Time	30	sec
Generator Under Voltage Shutdown Event Response Configuration	Activate Warning Condition	
Voltage Regulator Over Excitation Shutdown Event Threshold	12,0	Amps
Voltage Regulator Over Excitation Shutdown Event Notification Delay Time	10,0	sec
Voltage Regulator Over Excitation Shutdown Event Notification Delay Type	Definite Time	
Voltage Regulator Fault Reset Switch Diagnostic Response Configuration	Activate Warning Condition	
Generator Nominal Output Voltage	400	Volts
Voltage Regulator Corner (Knee) Frequency	49,8	Hz
Voltage Regulator Deviation From Corner (Knee) Frequency	5,0	Hz
Voltage Regulator Volts/Hz Slope 1	4,0	V/Hz
Voltage Regulator Volts/Hz Slope 2	4,0	V/Hz
Voltage Regulator Minimum Voltage Setpoint Percentage	50,0	%
Voltage Regulator Minimum Frequency Threshold	33,0	Hz

Voltage Regulator Maximum Droop Percentage	0,0	%
Voltage Regulator Voltage (IR) Compensation Percentage	0,0	%
Voltage Regulator Starting Time	2,0	sec
Voltage Regulator Starting Voltage Percent	75,0	%
Voltage Regulator Noise Filter Time Constant	0,00	sec
Voltage Regulation Proportional Gain Percentage	20,00	%
Voltage Regulation Integral Gain Percentage	60,00	%
Voltage Regulation Derivative Gain Percentage	3,00	%
Voltage Regulator Gain Setting Selection Number	7	
Voltage Regulator Gain Setting Type Configuration	User Defined	
Voltage Regulator Loop Gain Percentage	5,00	%
Maximum Generator Voltage Output Bias Percentage Setpoint	15	%
Desired Voltage Input Configuration	Invalid Data	
Generator Nominal Output Power Factor	1,00	
Voltage Regulator Nominal Reactive Power Percentage	0,0	%
Generator Power Factor Controller Loop Gain Percentage	0,30	%
Generator Power Factor Controller Integral Gain Percentage	0,50	%
Voltage Regulator Load Compensation Type Configuration	Off	
Voltage Regulator Power Factor/VAR Controller Mode Selection	Reactive Power	
Voltage Regulator Desired Power Factor Configuration	Lagging	
Generator VAR Controller Loop Gain Percentage	0,25	%
Generator VAR Controller Integral Gain Percentage	0,50	%
VAR / Power Factor Control Input Configuration	Invalid Data	

EMCP 4.2

Parameter	Value
ECM Part Number	4509606-00
ECM Serial Number	3276E752TX
Software Group Part Number	5058757-00
Software Group Release Date	OCT2016
Software Group Description	EMCP 4.2 English, v4.4.2 PROD, 14 Oct 2016

Logged Diagnostic Codes [SHM: 65 RTC: 22-09-2025 14:26:46] - EMCP 4.2

Code	Description	Occ.	SHM First	SHM Last	RTC First	RTC Last
------	-------------	------	-----------	----------	-----------	----------

No Logged Diagnostic Codes						
----------------------------	--	--	--	--	--	--

Logged Event Codes [SHM: 65 RTC: 22-09-2025 14:26:46] - EMCP 4.2

Code	Description	Occ.	SHM First	SHM Last	RTC First	RTC Last
168-17	Battery Potential / Power Input #1 : Low - least severe (1)	3	65:10:30	65:10:30	22-09-2025 14:12:13	22-09-2025 14:20:45
4007-31	Generator Control not in Automatic	4	63:55:30	65:10:30	14-03-2023 20:48:37	22-09-2025 14:01:28
701-31	Auxiliary I/O #01	4	64:06:15	64:06:15	30-03-2023 10:42:44	30-03-2023 10:45:04

Active Diagnostic Codes [SHM: 65 RTC: 22-09-2025 14:26:46] - EMCP 4.2

Code	Description	Occ.
No Active Diagnostic Codes		

Active Event Codes [SHM: 65 RTC: 22-09-2025 14:26:46] - EMCP 4.2

Code	Description	Occ.
110-17	Engine Coolant Temperature : Low - least severe (1)	1
704-31	Auxiliary I/O #04	1
706-31	Auxiliary I/O #06	1
4007-31	Generator Control not in Automatic	4

Current Totals - EMCP 4.2

Description	Value	Unit
Total Operating Hours	65,2	hours
Generator Total kW Hours Export	61445	KW-hr

Configuration - EMCP 4.2

Description	Value	Unit
Analog Input #1 Signal Type	Disabled	
Analog Input #2 Signal Type	Voltage	
Analog Input #2 Signal Range	1 to 5 V	
Analog Input #2 Data Identification	Data Link Only	
Analog Input #2 Minimum Data Range	0,000	
Analog Input #2 Maximum Data Range	154,000	
Analog Input #3 Signal Type	Disabled	
Analog Input Supply Voltage	5 Volt	
Engine Start Fault Protection Activation Delay Time	30	sec
Crank Duration	15	sec
Crank Cycle Rest Interval	10	sec
Engine Purge Cycle Time with Ignition	0,0	sec
Engine Purge Cycle Time without Ignition	0	sec
Engine Start Sequence Delay Time	0,0	sec
Maximum Number of Crank Cycles	3	

Cooldown Duration	5	min
Start Aid Activation Time	0	sec
Crank Alert Activation Time	0	sec
Crank Terminate RPM	400	rpm
Engine Cooldown Speed Configuration	Rated Speed	
Engine Operating State Input Configuration	CAN Input	
Fuel Priming Feature Enable Status	Enabled	
Engine Forced Idle Feature Enable Status	Enabled	
Emergency Stop Switch Active State Configuration	High	
SCADA Data Link Remote Control Enable Status	Disabled	
ECU Fault Reset Active Time	0,5	sec
Starter Pinion Engagement Detection System Enable Status	Unavailable	
High Battery Voltage Warning Event Threshold	30,0	Volts
High Battery Voltage Warning Event Notification Delay Time	30	sec
High Battery Voltage Shutdown Event Threshold	32,0	Volts
High Battery Voltage Shutdown Event Notification Delay Time	2	sec
Low Battery Voltage Warning Event Threshold	24,0	Volts
Low Battery Voltage Warning Event Notification Delay Time	60	sec
Low Battery Charging System Voltage Warning Event Threshold	25,0	Volts
Low Battery Charging System Voltage Warning Event Notification Delay Time	60	sec
Low Cranking Voltage Warning Event Threshold	18,0	Volts
Low Cranking Voltage Warning Event Notification Delay Time	4	sec
Customer Password Security Level to Reset Crank/Start Counters	3-Factory, Single Use	
SCADA Data Link Baud Rate	9600 baud	
SCADA Data Link Parity	None	
SCADA Data Link Slave Address	1	
SCADA Data Link Access Password	00000000	
RS-485 Bias Resistor Enable Status	Disabled	
SCADA Port Enable Status	Enabled	
RS-485 Annunciator Port Enable Status	Enabled	
Digital Input #1 Usage Type	System Event	
Digital Input #1 Active State Configuration	Low	
Event Input Function #1 Event Notification Delay Time	1	sec
Event Input Function #1 Suspect Parameter Number	Custom Event	
Event Input Function #1 Failure Mode Identifier	Condition Exists	

Digital Input #2 Usage Type	System Event	
Digital Input #2 Active State Configuration	Low	
Event Input Function #2 Event Notification Delay Time	5	sec
Event Input Function #2 Suspect Parameter Number	Engine Coolant Level	
Event Input Function #2 Failure Mode Identifier	Low Shutdown	
Digital Input #3 Usage Type	System Event	
Digital Input #3 Active State Configuration	Low	
Event Input Function #3 Event Notification Delay Time	1	sec
Event Input Function #3 Suspect Parameter Number	Custom Event	
Event Input Function #3 Failure Mode Identifier	Condition Exists	
Digital Input #4 Usage Type	System Event	
Digital Input #4 Active State Configuration	Low	
Event Input Function #4 Event Notification Delay Time	1	sec
Event Input Function #4 Suspect Parameter Number	Custom Event	
Event Input Function #4 Failure Mode Identifier	Condition Exists	
Digital Input #5 Usage Type	System Event	
Digital Input #5 Active State Configuration	Low	
Event Input Function #5 Event Notification Delay Time	5	sec
Event Input Function #5 Suspect Parameter Number	Custom Event	
Event Input Function #5 Failure Mode Identifier	Condition Exists	
Digital Input #6 Usage Type	System Event	
Digital Input #6 Active State Configuration	Low	
Event Input Function #6 Event Notification Delay Time	5	sec
Event Input Function #6 Suspect Parameter Number	Custom Event	
Event Input Function #6 Failure Mode Identifier	Condition Exists	
Digital Output #1 Usage Type	Command/Status Parameter	
Digital Output #1 Command/Status Parameter Data Identification	Disable Aux AC Supply	
Digital Output #2 Usage Type	System Event	
Digital Output #2 Event Suspect Parameter Number	Custom Event #3	
Digital Output #2 Event Trigger Condition	Specific Event - Condition Exists	
Engine Coolant Temperature Sensor Configuration	Data Link	
High Engine Coolant Temperature Warning Event Threshold	102	Deg C
High Engine Coolant Temperature Warning Event Notification Delay Time	2	sec

High Engine Coolant Temperature Shutdown Event Threshold	107	Deg C
High Engine Coolant Temperature Shutdown Event Notification Delay Time	10	sec
Low Engine Coolant Temperature Warning Event Threshold	21	Deg C
Low Engine Coolant Temperature Warning Event Notification Delay Time	30	sec
Engine Oil Pressure Sensor Configuration	Data Link	
Low Engine Oil Pressure Warning Event Threshold	234	kPa
Low Idle Low Engine Oil Pressure Warning Event Threshold	104	kPa
Low Engine Oil Pressure Warning Event Notification Delay Time	0	sec
Low Engine Oil Pressure Shutdown Event Threshold	205	kPa
Low Idle Low Engine Oil Pressure Shutdown Event Threshold	70	kPa
Low Engine Oil Pressure Shutdown Event Notification Delay Time	0	sec
Low Engine Oil Pressure Step Speed	1200	rpm
Flywheel Teeth	183	
Engine Overspeed Setpoint	1770	rpm
Engine Underspeed Warning Event Threshold	1290	rpm
Engine Underspeed Warning Event Notification Delay Time	15,0	sec
Engine Underspeed Shutdown Event Threshold	1000	rpm
Engine Underspeed Shutdown Event Notification Delay Time	20,0	sec
Engine Speed Sensor Configuration	Sensor	
Generator Drive Ratio	1,002	Ratio
Engine Speed Based Generator Frequency Calculation Enable	Unavailable	
Engine Cylinder Temperature Sensor Installation Status	Not Installed	
Number of Engine Cylinders	1	
Generator Winding Temperature Sensor Installation Status	Installed	
Generator Bearing Temperature Sensor Installation Configuration	Front & Rear	
Accessory Data Link Diagnostic Response Configuration	Activate Warning Condition	
Accessory Data Link Diagnostic Audible Alert	Yes	
Accessory Data Link Diagnostic Breaker #1 Trip	No	
Accessory Data Link Diagnostic Breaker #2 Trip	No	
Engine Speed Sensor Diagnostic Response Configuration	Activate Hard Shutdown Condition	

Engine Speed Sensor Diagnostic Audible Alert	Yes	
Engine Speed Sensor Diagnostic Breaker #1 Trip	No	
Engine Speed Sensor Diagnostic Breaker #2 Trip	No	
Primary Data Link Diagnostic Response Configuration	Activate Warning Condition	
Primary Data Link Diagnostic Audible Alert	No	
Primary Data Link Diagnostic Breaker #1 Trip	No	
Primary Data Link Diagnostic Breaker #2 Trip	No	
RS-485 SCADA Data Link Diagnostic Response Configuration	Activate Warning Condition	
RS-485 SCADA Data Link Diagnostic Audible Alert	No	
RS-485 SCADA Data Link Diagnostic Breaker #1 Trip	No	
RS-485 SCADA Data Link Diagnostic Breaker #2 Trip	No	
RS-485 SCADA Data Link Diagnostic Fault Protection Timer	No	
RS-485 Annunciator Data Link Diagnostic Response Configuration	Activate Warning Condition	
RS-485 Annunciator Data Link Diagnostic Audible Alert	No	
RS-485 Annunciator Data Link Diagnostic Breaker #1 Trip	No	
RS-485 Annunciator Data Link Diagnostic Breaker #2 Trip	No	
RS-485 Annunciator Data Link Diagnostic Fault Protection Timer	No	
Battery Charger Failure Diagnostic Response Configuration	Activate Warning Condition	
Battery Charger Failure Diagnostic Audible Alert	Yes	
Engine Controller Not Responding Diagnostic Response Configuration	Disable Condition	
Engine Controller Not Responding Diagnostic Audible Alert	No	
Engine Controller Not Responding Diagnostic Breaker #1 Trip	No	
Engine Controller Not Responding Diagnostic Breaker #2 Trip	No	
Analog Input #1 Diagnostic Response Configuration	Activate Warning Condition	
Analog Input #1 Diagnostic Audible Alert	No	
Analog Input #1 Diagnostic Breaker #1 Trip	No	
Analog Input #1 Diagnostic Breaker #2 Trip	No	
Analog Input #2 Diagnostic Response Configuration	Activate Warning Condition	
Analog Input #2 Diagnostic Audible Alert	No	
Analog Input #2 Diagnostic Breaker #1 Trip	No	

Analog Input #2 Diagnostic Breaker #2 Trip	No	
Analog Input #3 Diagnostic Response Configuration	Activate Warning Condition	
Analog Input #3 Diagnostic Audible Alert	No	
Analog Input #3 Diagnostic Breaker #1 Trip	No	
Analog Input #3 Diagnostic Breaker #2 Trip	No	
Air Damper Closed Event Response Configuration	Hard Shutdown & Active Only Condition	
Air Damper Closed Event Audible Alert	Yes	
Emergency Stop Activated Event Response Configuration	Activate Hard Shutdown Condition	
Emergency Stop Activated Event Audible Alert	Yes	
Emergency Stop Activated Event Breaker #1 Trip	No	
Emergency Stop Activated Event Breaker #2 Trip	No	
High Engine Coolant Level Warning Event Response Configuration	Activate Warning Condition	
High Engine Coolant Level Warning Event Audible Alert	Yes	
High Engine Coolant Level Warning Event Breaker #1 Trip	No	
High Engine Coolant Level Warning Event Breaker #2 Trip	No	
High Engine Coolant Level Shutdown Event Response Configuration	Activate Hard Shutdown Condition	
High Engine Coolant Level Shutdown Event Audible Alert	Yes	
High Engine Coolant Level Shutdown Event Breaker #1 Trip	No	
High Engine Coolant Level Shutdown Event Breaker #2 Trip	No	
Low Engine Coolant Level Warning Event Response Configuration	Activate Warning Condition	
Low Engine Coolant Level Warning Event Audible Alert	Yes	
Low Engine Coolant Level Warning Event Breaker #1 Trip	No	
Low Engine Coolant Level Warning Event Breaker #2 Trip	No	
Low Engine Coolant Level Shutdown Event Response Configuration	Activate Hard Shutdown Condition	
Low Engine Coolant Level Shutdown Event Audible Alert	Yes	
Low Engine Coolant Level Shutdown Event Breaker #1 Trip	No	
Low Engine Coolant Level Shutdown Event Breaker #2 Trip	No	
High Engine Coolant Temperature Warning Event Response Configuration	Activate Warning Condition	
High Engine Coolant Temperature Warning Event Audible Alert	Yes	

High Engine Coolant Temperature Warning Event Breaker #1 Trip	No	
High Engine Coolant Temperature Warning Event Breaker #2 Trip	No	
High Engine Coolant Temperature Warning Event Fault Protection Timer	Yes	
High Engine Coolant Temperature Shutdown Event Response Configuration	Activate Hard Shutdown Condition	
High Engine Coolant Temperature Shutdown Event Audible Alert	Yes	
High Engine Coolant Temperature Shutdown Event Breaker #1 Trip	No	
High Engine Coolant Temperature Shutdown Event Breaker #2 Trip	No	
High Engine Coolant Temperature Shutdown Event Fault Protection Timer	Yes	
Low Engine Coolant Temperature Warning Event Response Configuration	Activate Warning Condition	
Low Engine Coolant Temperature Warning Event Audible Alert	Yes	
Low Engine Coolant Temperature Warning Event Breaker #1 Trip	No	
Low Engine Coolant Temperature Warning Event Breaker #2 Trip	No	
Low Engine Coolant Temperature Warning Event Fault Protection Timer	No	
Engine Failure To Start Shutdown Event Response Configuration	Activate Hard Shutdown Condition	
Engine Failure To Start Shutdown Event Audible Alert	Yes	
Engine Failure To Start Shutdown Event Breaker #1 Trip	No	
Engine Failure To Start Shutdown Event Breaker #2 Trip	No	
High Engine Oil Level Warning Event Response Configuration	Activate Warning Condition	
High Engine Oil Level Warning Event Audible Alert	Yes	
High Engine Oil Level Warning Event Breaker #1 Trip	No	
High Engine Oil Level Warning Event Breaker #2 Trip	No	
High Engine Oil Level Shutdown Event Response Configuration	Activate Hard Shutdown Condition	
High Engine Oil Level Shutdown Event Audible Alert	Yes	
High Engine Oil Level Shutdown Event Breaker #1 Trip	No	
High Engine Oil Level Shutdown Event Breaker #2 Trip	No	
Low Engine Oil Level Warning Event Response Configuration	Activate Warning Condition	
Low Engine Oil Level Warning Event Audible Alert	Yes	

Low Engine Oil Level Warning Event Breaker #1 Trip	No	
Low Engine Oil Level Warning Event Breaker #2 Trip	No	
Low Engine Oil Level Shutdown Event Response Configuration	Activate Hard Shutdown Condition	
Low Engine Oil Level Shutdown Event Audible Alert	Yes	
Low Engine Oil Level Shutdown Event Breaker #1 Trip	No	
Low Engine Oil Level Shutdown Event Breaker #2 Trip	No	
Low Engine Oil Pressure Warning Event Response Configuration	Activate Warning Condition	
Low Engine Oil Pressure Warning Event Audible Alert	Yes	
Low Engine Oil Pressure Warning Event Breaker #1 Trip	No	
Low Engine Oil Pressure Warning Event Breaker #2 Trip	No	
Low Engine Oil Pressure Warning Event Fault Protection Timer	Yes	
Low Engine Oil Pressure Shutdown Event Response Configuration	Activate Hard Shutdown Condition	
Low Engine Oil Pressure Shutdown Event Audible Alert	Yes	
Low Engine Oil Pressure Shutdown Event Breaker #1 Trip	No	
Low Engine Oil Pressure Shutdown Event Breaker #2 Trip	No	
Low Engine Oil Pressure Shutdown Event Fault Protection Timer	Yes	
High Engine Oil Temperature Warning Event Response Configuration	Activate Warning Condition	
High Engine Oil Temperature Warning Event Audible Alert	Yes	
High Engine Oil Temperature Warning Event Breaker #1 Trip	No	
High Engine Oil Temperature Warning Event Breaker #2 Trip	No	
High Engine Oil Temperature Warning Event Fault Protection Timer	No	
High Engine Oil Temperature Shutdown Event Response Configuration	Activate Hard Shutdown Condition	
High Engine Oil Temperature Shutdown Event Audible Alert	Yes	
High Engine Oil Temperature Shutdown Event Breaker #1 Trip	No	
High Engine Oil Temperature Shutdown Event Breaker #2 Trip	No	
High Engine Oil Temperature Shutdown Event Fault Protection Timer	No	
Low Engine Oil Temperature Warning Event Response Configuration	Activate Warning Condition	

Low Engine Oil Temperature Warning Event Audible Alert	Yes	
Low Engine Oil Temperature Warning Event Breaker #1 Trip	No	
Low Engine Oil Temperature Warning Event Breaker #2 Trip	No	
Low Engine Oil Temperature Warning Event Fault Protection Timer	Yes	
Low Engine Oil Temperature Shutdown Event Response Configuration	Disable Condition	
Low Engine Oil Temperature Shutdown Event Audible Alert	No	
Low Engine Oil Temperature Shutdown Event Breaker #1 Trip	No	
Low Engine Oil Temperature Shutdown Event Breaker #2 Trip	No	
Low Engine Oil Temperature Shutdown Event Fault Protection Timer	No	
Unexpected Engine Shutdown Event Response Configuration	Activate Hard Shutdown Condition	
Unexpected Engine Shutdown Event Audible Alert	Yes	
Unexpected Engine Shutdown Event Breaker #1 Trip	No	
Unexpected Engine Shutdown Event Breaker #2 Trip	No	
Engine Overspeed Shutdown Event Response Configuration	Activate Hard Shutdown Condition	
Engine Overspeed Shutdown Event Audible Alert	Yes	
Engine Overspeed Shutdown Event Breaker #1 Trip	No	
Engine Overspeed Shutdown Event Breaker #2 Trip	No	
Engine Underspeed Warning Event Response Configuration	Activate Warning Condition	
Engine Underspeed Warning Event Audible Alert	Yes	
Engine Underspeed Warning Event Breaker #1 Trip	No	
Engine Underspeed Warning Event Breaker #2 Trip	No	
Engine Underspeed Warning Event Fault Protection Timer	Yes	
Engine Underspeed Shutdown Event Response Configuration	Activate Hard Shutdown Condition	
Engine Underspeed Shutdown Event Audible Alert	Yes	
Engine Underspeed Shutdown Event Breaker #1 Trip	No	
Engine Underspeed Shutdown Event Breaker #2 Trip	No	
Engine Underspeed Shutdown Event Fault Protection Timer	Yes	

High Exhaust Temperature Warning Event Response Configuration	Activate Warning Condition	
High Exhaust Temperature Warning Event Audible Alert	Yes	
High Exhaust Temperature Warning Event Breaker #1 Trip	No	
High Exhaust Temperature Warning Event Breaker #2 Trip	No	
High Exhaust Temperature Warning Event Fault Protection Timer	No	
High Exhaust Temperature Shutdown Event Response Configuration	Activate Hard Shutdown Condition	
High Exhaust Temperature Shutdown Event Audible Alert	Yes	
High Exhaust Temperature Shutdown Event Breaker #1 Trip	No	
High Exhaust Temperature Shutdown Event Breaker #2 Trip	No	
High Exhaust Temperature Shutdown Event Fault Protection Timer	No	
Low Exhaust Temperature Warning Event Response Configuration	Activate Warning Condition	
Low Exhaust Temperature Warning Event Audible Alert	Yes	
Low Exhaust Temperature Warning Event Breaker #1 Trip	No	
Low Exhaust Temperature Warning Event Breaker #2 Trip	No	
Low Exhaust Temperature Warning Event Fault Protection Timer	Yes	
Low Exhaust Temperature Shutdown Event Response Configuration	Disable Condition	
Low Exhaust Temperature Shutdown Event Audible Alert	No	
Low Exhaust Temperature Shutdown Event Breaker #1 Trip	No	
Low Exhaust Temperature Shutdown Event Breaker #2 Trip	No	
Low Exhaust Temperature Shutdown Event Fault Protection Timer	No	
High Fuel Level Warning Event Response Configuration	Activate Warning Condition	
High Fuel Level Warning Event Audible Alert	Yes	
High Fuel Level Warning Event Breaker #1 Trip	No	
High Fuel Level Warning Event Breaker #2 Trip	No	
High Fuel Level Shutdown Event Response Configuration	Activate Hard Shutdown Condition	
High Fuel Level Shutdown Event Audible Alert	Yes	
High Fuel Level Shutdown Event Breaker #1 Trip	No	

High Fuel Level Shutdown Event Breaker #2 Trip	No	
Low Fuel Level Warning Event Response Configuration	Activate Warning Condition	
Low Fuel Level Warning Event Audible Alert	Yes	
Low Fuel Level Warning Event Breaker #1 Trip	No	
Low Fuel Level Warning Event Breaker #2 Trip	No	
Low Fuel Level Shutdown Event Response Configuration	Activate Hard Shutdown Condition	
Low Fuel Level Shutdown Event Audible Alert	Yes	
Low Fuel Level Shutdown Event Breaker #1 Trip	No	
Low Fuel Level Shutdown Event Breaker #2 Trip	No	
External Tank High Fuel Level Warning Event Response Configuration	Activate Warning Condition	
External Tank High Fuel Level Warning Event Audible Alert	Yes	
External Tank High Fuel Level Warning Event Breaker #1 Trip	No	
External Tank High Fuel Level Warning Event Breaker #2 Trip	No	
External Tank High Fuel Level Shutdown Event Response Configuration	Activate Hard Shutdown Condition	
External Tank High Fuel Level Shutdown Event Audible Alert	Yes	
External Tank High Fuel Level Shutdown Event Breaker #1 Trip	No	
External Tank High Fuel Level Shutdown Event Breaker #2 Trip	No	
External Tank Low Fuel Level Warning Event Response Configuration	Activate Warning Condition	
External Tank Low Fuel Level Warning Event Audible Alert	Yes	
External Tank Low Fuel Level Warning Event Breaker #1 Trip	No	
External Tank Low Fuel Level Warning Event Breaker #2 Trip	No	
External Tank Low Fuel Level Shutdown Event Response Configuration	Activate Hard Shutdown Condition	
External Tank Low Fuel Level Shutdown Event Audible Alert	Yes	
External Tank Low Fuel Level Shutdown Event Breaker #1 Trip	No	
External Tank Low Fuel Level Shutdown Event Breaker #2 Trip	No	
Fuel Leak Event Response Configuration	Activate Warning Condition	
Fuel Leak Event Audible Alert	Yes	
Fuel Leak Event Breaker #1 Trip	No	
Fuel Leak Event Breaker #2 Trip	No	

Service Maintenance Interval Warning Event Response Configuration	Disable Condition	
Service Maintenance Interval Warning Event Audible Alert	No	
High Gas Pressure Warning Event Response Configuration	Activate Warning Condition	
High Gas Pressure Warning Event Audible Alert	Yes	
High Gas Pressure Warning Event Breaker #1 Trip	No	
High Gas Pressure Warning Event Breaker #2 Trip	No	
High Gas Pressure Shutdown Event Response Configuration	Activate Hard Shutdown Condition	
High Gas Pressure Shutdown Event Audible Alert	Yes	
High Gas Pressure Shutdown Event Breaker #1 Trip	No	
High Gas Pressure Shutdown Event Breaker #2 Trip	No	
Low Gas Pressure Warning Event Response Configuration	Activate Warning Condition	
Low Gas Pressure Warning Event Audible Alert	Yes	
Low Gas Pressure Warning Event Breaker #1 Trip	No	
Low Gas Pressure Warning Event Breaker #2 Trip	No	
Low Gas Pressure Shutdown Event Response Configuration	Activate Hard Shutdown Condition	
Low Gas Pressure Shutdown Event Audible Alert	Yes	
Low Gas Pressure Shutdown Event Breaker #1 Trip	No	
Low Gas Pressure Shutdown Event Breaker #2 Trip	No	
Engine Intake Manifold Charge Combustion Event Response Configuration	Activate Hard Shutdown Condition	
Engine Intake Manifold Charge Combustion Event Audible Alert	Yes	
Engine Intake Manifold Charge Combustion Event Breaker #1 Trip	No	
Engine Intake Manifold Charge Combustion Event Breaker #2 Trip	No	
Engine Intake Manifold Charge Combustion Event Fault Protection Timer	No	
Remote Emergency Stop Activated Shutdown Event Response Configuration	Activate Hard Shutdown Condition	
Remote Emergency Stop Activated Shutdown Event Audible Alert	Yes	
Remote Emergency Stop Activated Shutdown Event Breaker #1 Trip	No	
Remote Emergency Stop Activated Shutdown Event Breaker #2 Trip	No	

High Generator Bearing #1 Temperature Warning Event Response Configuration	Activate Warning Condition	
High Generator Bearing #1 Temperature Warning Event Audible Alert	Yes	
High Generator Bearing #1 Temperature Warning Event Breaker #1 Trip	No	
High Generator Bearing #1 Temperature Warning Event Breaker #2 Trip	No	
High Generator Bearing #1 Temperature Warning Event Fault Protection Timer	No	
High Generator Bearing #1 Temperature Shutdown Event Response Configuration	Activate Hard Shutdown Condition	
High Generator Bearing #1 Temperature Shutdown Event Audible Alert	Yes	
High Generator Bearing #1 Temperature Shutdown Event Breaker #1 Trip	No	
High Generator Bearing #1 Temperature Shutdown Event Breaker #2 Trip	No	
High Generator Bearing #1 Temperature Shutdown Event Fault Protection Timer	No	
Low Generator Bearing #1 Temperature Warning Event Response Configuration	Activate Warning Condition	
Low Generator Bearing #1 Temperature Warning Event Audible Alert	Yes	
Low Generator Bearing #1 Temperature Warning Event Breaker #1 Trip	No	
Low Generator Bearing #1 Temperature Warning Event Breaker #2 Trip	No	
Low Generator Bearing #1 Temperature Warning Event Fault Protection Timer	Yes	
Low Generator Bearing #1 Temperature Shutdown Event Response Configuration	Disable Condition	
Low Generator Bearing #1 Temperature Shutdown Event Audible Alert	No	
Low Generator Bearing #1 Temperature Shutdown Event Breaker #1 Trip	No	
Low Generator Bearing #1 Temperature Shutdown Event Breaker #2 Trip	No	
Low Generator Bearing #1 Temperature Shutdown Event Fault Protection Timer	No	
Generator Overcurrent Warning Event Response Configuration	Activate Warning Condition	
Generator Overcurrent Warning Event Audible Alert	Yes	
Generator Overcurrent Warning Event Breaker #1 Trip	No	
Generator Overcurrent Warning Event Breaker #2 Trip	No	
Generator Overcurrent Shutdown Event Response Configuration	Activate Hard Shutdown Condition	
Generator Overcurrent Shutdown Event Audible Alert	Yes	
Generator Overcurrent Shutdown Event Breaker #1 Trip	No	

Generator Overcurrent Shutdown Event Breaker #2 Trip	No	
Generator Over Frequency Warning Event Response Configuration	Activate Warning Condition	
Generator Over Frequency Warning Event Audible Alert	Yes	
Generator Over Frequency Warning Event Breaker #1 Trip	No	
Generator Over Frequency Warning Event Breaker #2 Trip	No	
Generator Over Frequency Shutdown Event Response Configuration	Activate Hard Shutdown Condition	
Generator Over Frequency Shutdown Event Audible Alert	Yes	
Generator Over Frequency Shutdown Event Breaker #1 Trip	No	
Generator Over Frequency Shutdown Event Breaker #2 Trip	No	
Generator Under Frequency Warning Event Response Configuration	Activate Warning Condition	
Generator Under Frequency Warning Event Audible Alert	Yes	
Generator Under Frequency Warning Event Breaker #1 Trip	No	
Generator Under Frequency Warning Event Breaker #2 Trip	No	
Generator Under Frequency Warning Event Fault Protection Timer	Yes	
Generator Under Frequency Shutdown Event Response Configuration	Activate Hard Shutdown Condition	
Generator Under Frequency Shutdown Event Audible Alert	Yes	
Generator Under Frequency Shutdown Event Breaker #1 Trip	No	
Generator Under Frequency Shutdown Event Breaker #2 Trip	No	
Generator Under Frequency Shutdown Event Fault Protection Timer	Yes	
Generator Reverse Power Warning Event Response Configuration	Activate Warning Condition	
Generator Reverse Power Warning Event Audible Alert	Yes	
Generator Reverse Power Warning Event Breaker #1 Trip	No	
Generator Reverse Power Warning Event Breaker #2 Trip	No	
Generator Reverse Power Shutdown Event Response Configuration	Activate Hard Shutdown Condition	
Generator Reverse Power Shutdown Event Audible Alert	Yes	
Generator Reverse Power Shutdown Event Breaker #1 Trip	No	
Generator Reverse Power Shutdown Event Breaker #2 Trip	No	

Generator Over Voltage Warning Event Response Configuration	Activate Warning Condition	
Generator Over Voltage Warning Event Audible Alert	Yes	
Generator Over Voltage Warning Event Breaker #1 Trip	No	
Generator Over Voltage Warning Event Breaker #2 Trip	No	
Generator Over Voltage Shutdown Event Response Configuration	Activate Hard Shutdown Condition	
Generator Over Voltage Shutdown Event Audible Alert	Yes	
Generator Over Voltage Shutdown Event Breaker #1 Trip	No	
Generator Over Voltage Shutdown Event Breaker #2 Trip	No	
Generator Under Voltage Warning Event Response Configuration	Activate Warning Condition	
Generator Under Voltage Warning Event Audible Alert	Yes	
Generator Under Voltage Warning Event Breaker #1 Trip	No	
Generator Under Voltage Warning Event Breaker #2 Trip	No	
Generator Under Voltage Warning Event Fault Protection Timer	Yes	
Generator Under Voltage Shutdown Event Response Configuration	Activate Hard Shutdown Condition	
Generator Under Voltage Shutdown Event Audible Alert	Yes	
Generator Under Voltage Shutdown Event Breaker #1 Trip	No	
Generator Under Voltage Shutdown Event Breaker #2 Trip	No	
Generator Under Voltage Shutdown Event Fault Protection Timer	Yes	
Earth Fault Event Response Configuration	Activate Hard Shutdown Condition	
Earth Fault Event Audible Alert	Yes	
Earth Fault Event Breaker #1 Trip	No	
Earth Fault Event Breaker #2 Trip	No	
Generator Winding #1 High Temperature Warning Event Response Configuration	Activate Warning Condition	
Generator Winding #1 High Temperature Warning Event Audible Alert	Yes	
Generator Winding #1 High Temperature Warning Event Breaker #1 Trip	No	
Generator Winding #1 High Temperature Warning Event Breaker #2 Trip	No	
Generator Winding #1 High Temperature Warning Event Fault Protection Timer	No	
Generator Winding #1 High Temperature Shutdown Event Response Configuration	Activate Hard Shutdown Condition	
Generator Winding #1 High Temperature Shutdown Event Audible Alert	Yes	

Generator Winding #1 High Temperature Shutdown Event Breaker #1 Trip	No	
Generator Winding #1 High Temperature Shutdown Event Breaker #2 Trip	No	
Generator Winding #1 High Temperature Shutdown Event Fault Protection Timer	No	
Generator High Power Warning Event Response Configuration	Activate Warning Condition	
Generator High Power Warning Event Audible Alert	Yes	
Generator High Power Warning Event Breaker #1 Trip	No	
Generator High Power Warning Event Breaker #2 Trip	No	
Generator Reverse Reactive Power Warning Event Response Configuration	Activate Warning Condition	
Generator Reverse Reactive Power Warning Event Audible Alert	No	
Generator Reverse Reactive Power Warning Event Breaker #1 Trip	No	
Generator Reverse Reactive Power Warning Event Breaker #2 Trip	No	
Generator Reverse Reactive Power Shutdown Event Response Configuration	Disable Condition	
Generator Reverse Reactive Power Shutdown Event Audible Alert	No	
Generator Reverse Reactive Power Shutdown Event Breaker #1 Trip	No	
Generator Reverse Reactive Power Shutdown Event Breaker #2 Trip	No	
Programmable Trip Point #1 Condition Exists Event Response Configuration	Disable Condition	
Programmable Trip Point #1 Condition Exists Event Audible Alert	No	
Programmable Trip Point #1 Condition Exists Event Breaker #1 Trip	No	
Programmable Trip Point #1 Condition Exists Event Breaker #2 Trip	No	
Programmable Trip Point #1 Condition Exists Event Fault Protection Timer	No	
Programmable Trip Point #2 Condition Exists Event Response Configuration	Disable Condition	
Programmable Trip Point #2 Condition Exists Event Audible Alert	No	
Programmable Trip Point #2 Condition Exists Event Breaker #1 Trip	No	
Programmable Trip Point #2 Condition Exists Event Breaker #2 Trip	No	
Programmable Trip Point #2 Condition Exists Event Fault Protection Timer	No	
High Battery Voltage Warning Event Response Configuration	Activate Warning Condition	
High Battery Voltage Warning Event Audible Alert	Yes	

High Battery Voltage Warning Event Breaker #1 Trip	No	
High Battery Voltage Warning Event Breaker #2 Trip	No	
High Battery Voltage Shutdown Event Response Configuration	Activate Hard Shutdown Condition	
High Battery Voltage Shutdown Event Audible Alert	Yes	
High Battery Voltage Shutdown Event Breaker #1 Trip	No	
High Battery Voltage Shutdown Event Breaker #2 Trip	No	
Low Battery Voltage Warning Event Response Configuration	Activate Warning Condition	
Low Battery Voltage Warning Event Audible Alert	Yes	
Low Battery Voltage Warning Event Breaker #1 Trip	No	
Low Battery Voltage Warning Event Breaker #2 Trip	No	
Low Battery Voltage Warning Event Fault Protection Timer	No	
Low Battery Charging System Voltage Warning Event Response Configuration	Disable Condition	
Low Battery Charging System Voltage Warning Event Audible Alert	No	
Low Battery Charging System Voltage Warning Event Breaker #1 Trip	No	
Low Battery Charging System Voltage Warning Event Breaker #2 Trip	No	
Low Battery Charging System Voltage Warning Event Fault Protection Timer	No	
Generator Breaker Open Event Response Configuration	Active Only Condition	
Generator Breaker Open Event Audible Alert	No	
Generator Breaker Closed Event Response Configuration	Active Only Condition	
Generator Breaker Closed Event Audible Alert	No	
Engine In Cooldown Event Response Configuration	Active Only Condition	
Engine In Cooldown Event Audible Alert	No	
Engine Speed-Generator Output Freq Mismatch Warning Event Response Config	Activate Warning Condition	
Engine Speed-Generator Output Freq Mismatch Warning Event Audible Alert	Yes	
Engine Speed-Generator Output Freq Mismatch Warning Event Breaker #1 Trip	No	
Engine Speed-Generator Output Freq Mismatch Warning Event Breaker #2 Trip	No	
Generator Control Not in Automatic Warning Event Response Configuration	Activate Warning Condition	

Generator Control Not in Automatic Warning Event Audible Alert	Yes	
Earth Leakage Event Response Configuration	Activate Hard Shutdown Condition	
Earth Leakage Event Audible Alert	Yes	
Earth Leakage Event Breaker #1 Trip	No	
Earth Leakage Event Breaker #2 Trip	No	
Emergency Power System Supplying Load Event Response Configuration	Warning & Active Only Condition	
Emergency Power System Supplying Load Event Audible Alert	No	
Low Cranking Voltage Warning Event Response Configuration	Disable Condition	
Low Cranking Voltage Warning Event Audible Alert	No	
Low Cranking Voltage Warning Event Breaker #1 Trip	No	
Low Cranking Voltage Warning Event Breaker #2 Trip	No	
Analog Input #1 Custom Parameter High Warning Event Response Configuration	Activate Warning Condition	
Analog Input #1 Custom Parameter High Warning Event Audible Alert	Yes	
Analog Input #1 Custom Parameter High Warning Event Breaker #1 Trip	No	
Analog Input #1 Custom Parameter High Warning Event Breaker #2 Trip	No	
Analog Input #1 Custom Parameter High Warning Event Fault Protection Timer	No	
Analog Input #1 Custom Parameter High Shutdown Event Response Configuration	Disable Condition	
Analog Input #1 Custom Parameter High Shutdown Event Audible Alert	Yes	
Analog Input #1 Custom Parameter High Shutdown Event Breaker #1 Trip	No	
Analog Input #1 Custom Parameter High Shutdown Event Breaker #2 Trip	No	
Analog Input #1 Custom Parameter High Shutdown Event Fault Protection Timer	No	
Analog Input #1 Custom Parameter Low Warning Event Response Configuration	Activate Warning Condition	
Analog Input #1 Custom Parameter Low Warning Event Audible Alert	Yes	
Analog Input #1 Custom Parameter Low Warning Event Breaker #1 Trip	No	
Analog Input #1 Custom Parameter Low Warning Event Breaker #2 Trip	No	
Analog Input #1 Custom Parameter Low Warning Event Fault Protection Timer	No	
Analog Input #1 Custom Parameter Low Shutdown Event Response Configuration	Disable Condition	
Analog Input #1 Custom Parameter Low Shutdown Event Audible Alert	Yes	

Analog Input #1 Custom Parameter Low Shutdown Event Breaker #1 Trip	No	
Analog Input #1 Custom Parameter Low Shutdown Event Breaker #2 Trip	No	
Analog Input #1 Custom Parameter Low Shutdown Event Fault Protection Timer	No	
Analog Input #2 Custom Parameter High Warning Event Response Configuration	Activate Warning Condition	
Analog Input #2 Custom Parameter High Warning Event Audible Alert	Yes	
Analog Input #2 Custom Parameter High Warning Event Breaker #1 Trip	No	
Analog Input #2 Custom Parameter High Warning Event Breaker #2 Trip	No	
Analog Input #2 Custom Parameter High Warning Event Fault Protection Timer	No	
Analog Input #2 Custom Parameter High Shutdown Event Response Configuration	Disable Condition	
Analog Input #2 Custom Parameter High Shutdown Event Audible Alert	Yes	
Analog Input #2 Custom Parameter High Shutdown Event Breaker #1 Trip	No	
Analog Input #2 Custom Parameter High Shutdown Event Breaker #2 Trip	No	
Analog Input #2 Custom Parameter High Shutdown Event Fault Protection Timer	No	
Analog Input #2 Custom Parameter Low Warning Event Response Configuration	Activate Warning Condition	
Analog Input #2 Custom Parameter Low Warning Event Audible Alert	Yes	
Analog Input #2 Custom Parameter Low Warning Event Breaker #1 Trip	No	
Analog Input #2 Custom Parameter Low Warning Event Breaker #2 Trip	No	
Analog Input #2 Custom Parameter Low Warning Event Fault Protection Timer	No	
Analog Input #2 Custom Parameter Low Shutdown Event Response Configuration	Disable Condition	
Analog Input #2 Custom Parameter Low Shutdown Event Audible Alert	Yes	
Analog Input #2 Custom Parameter Low Shutdown Event Breaker #1 Trip	No	
Analog Input #2 Custom Parameter Low Shutdown Event Breaker #2 Trip	No	
Analog Input #2 Custom Parameter Low Shutdown Event Fault Protection Timer	No	
Analog Input #3 Custom Parameter High Warning Event Response Configuration	Activate Warning Condition	
Analog Input #3 Custom Parameter High Warning Event Audible Alert	Yes	
Analog Input #3 Custom Parameter High Warning Event Breaker #1 Trip	No	
Analog Input #3 Custom Parameter High Warning Event Breaker #2 Trip	No	

Analog Input #3 Custom Parameter High Warning Event Fault Protection Timer	No	
Analog Input #3 Custom Parameter High Shutdown Event Response Configuration	Activate Hard Shutdown Condition	
Analog Input #3 Custom Parameter High Shutdown Event Audible Alert	Yes	
Analog Input #3 Custom Parameter High Shutdown Event Breaker #1 Trip	No	
Analog Input #3 Custom Parameter High Shutdown Event Breaker #2 Trip	No	
Analog Input #3 Custom Parameter High Shutdown Event Fault Protection Timer	No	
Analog Input #3 Custom Parameter Low Warning Event Response Configuration	Activate Warning Condition	
Analog Input #3 Custom Parameter Low Warning Event Audible Alert	Yes	
Analog Input #3 Custom Parameter Low Warning Event Breaker #1 Trip	No	
Analog Input #3 Custom Parameter Low Warning Event Breaker #2 Trip	No	
Analog Input #3 Custom Parameter Low Warning Event Fault Protection Timer	No	
Analog Input #3 Custom Parameter Low Shutdown Event Response Configuration	Activate Hard Shutdown Condition	
Analog Input #3 Custom Parameter Low Shutdown Event Audible Alert	Yes	
Analog Input #3 Custom Parameter Low Shutdown Event Breaker #1 Trip	No	
Analog Input #3 Custom Parameter Low Shutdown Event Breaker #2 Trip	No	
Analog Input #3 Custom Parameter Low Shutdown Event Fault Protection Timer	No	
Custom Event #1 Condition Exists Event Response Configuration	Activate Hard Shutdown Condition	
Custom Event #1 Condition Exists Event Audible Alert	Yes	
Custom Event #1 Condition Exists Event Breaker #1 Trip	No	
Custom Event #1 Condition Exists Event Breaker #2 Trip	No	
Custom Event #1 Condition Exists Event Fault Protection Timer	No	
Custom Event #2 Condition Exists Event Response Configuration	Hard Shutdown & Active Only Condition	
Custom Event #2 Condition Exists Event Audible Alert	Yes	
Custom Event #2 Condition Exists Event Breaker #1 Trip	No	
Custom Event #2 Condition Exists Event Breaker #2 Trip	No	
Custom Event #2 Condition Exists Event Fault Protection Timer	Yes	
Custom Event #3 Condition Exists Event Response Configuration	Activate Soft Shutdown Condition	

Custom Event #3 Condition Exists Event Audible Alert	Yes	
Custom Event #3 Condition Exists Event Breaker #1 Trip	No	
Custom Event #3 Condition Exists Event Breaker #2 Trip	No	
Custom Event #3 Condition Exists Event Fault Protection Timer	No	
Custom Event #4 Condition Exists Event Response Configuration	Activate Hard Shutdown Condition	
Custom Event #4 Condition Exists Event Audible Alert	Yes	
Custom Event #4 Condition Exists Event Breaker #1 Trip	No	
Custom Event #4 Condition Exists Event Breaker #2 Trip	No	
Custom Event #4 Condition Exists Event Fault Protection Timer	No	
Custom Event #5 Condition Exists Event Response Configuration	Activate Warning Condition	
Custom Event #5 Condition Exists Event Audible Alert	Yes	
Custom Event #5 Condition Exists Event Breaker #1 Trip	No	
Custom Event #5 Condition Exists Event Breaker #2 Trip	No	
Custom Event #5 Condition Exists Event Fault Protection Timer	No	
Custom Event #6 Condition Exists Event Response Configuration	Activate Warning Condition	
Custom Event #6 Condition Exists Event Audible Alert	Yes	
Custom Event #6 Condition Exists Event Breaker #1 Trip	No	
Custom Event #6 Condition Exists Event Breaker #2 Trip	No	
Custom Event #6 Condition Exists Event Fault Protection Timer	No	
Engine Running Conditions - Custom Event Digital Input	Do Not Activate	
Engine Running Conditions - Engine Running	Activate	
Engine Running Conditions - Volts/Hertz within Limits	Do Not Activate	
Engine Running Conditions - Engine Running at Rated Speed	Do Not Activate	
Fuel Fill/Drain Feature Enable Status	Disabled	
Fuel Fill Activation Tank Level Percentage Threshold	0,0	%
Fuel Fill Deactivation Tank Level Percentage Threshold	100,0	%
Generator Connection Configuration	Wye (or Star) Connection	
Generator Potential Transformer Primary Winding Rating	1	Volts

Generator Potential Transformer Secondary Winding Rating	1	Volts
Generator Current Transformer Primary Winding Rating	5000	Amps
Generator Current Transformer Secondary Winding Rating	5	Amps
Number of Generator Poles	4	Poles
Generator Rated Frequency	50 Hz	
Generator Rated Voltage	400	Volts
Generator Rated Power	2400	kW
Generator Rated Apparent Power	3300	kVA
Maximum Generator Voltage Output Bias Percentage	15	%
Customer Password Security Level to Reset Generator Energy Meters	3-Factory, Single Use	
Generator Definite Time Overcurrent Warning Event Percentage Threshold	110	%
Generator Inverse Time Overcurrent Shutdown Event Time Multiplier	10,00	sec
Generator Definite Time Overcurrent Shutdown Event Percentage Threshold	120	%
Generator Definite Time Overcurrent Shutdown Event Notification Delay Time	5,0	sec
Generator Inverse Time Over Current Shutdown Event Threshold	120	%
Generator Inverse Definite Minimum Time Curve Type Configuration	Extremely Inverse Curve	
Generator Over Frequency Warning Event Percentage Threshold	105,0	%
Generator Over Frequency Warning Event Notification Delay Time	10	sec
Generator Over Frequency Shutdown Event Percentage Threshold	110,0	%
Generator Over Frequency Shutdown Event Notification Delay Time	10	sec
Generator Under Frequency Warning Event Percentage Threshold	95,0	%
Generator Under Frequency Warning Event Notification Delay Time	10	sec
Generator Under Frequency Shutdown Event Percentage Threshold	85,0	%
Generator Under Frequency Shutdown Event Notification Delay Time	25	sec
Generator Over Voltage Warning Event Percentage Threshold	110	%
Generator Over Voltage Warning Event Notification Delay Time	2	sec
Generator Over Voltage Shutdown Event Percentage Threshold	125	%
Generator Over Voltage Shutdown Event Notification Delay Time	2	sec
Generator Under Voltage Warning Event Percentage Threshold	75	%

Generator Under Voltage Warning Event Notification Delay Time	30	sec
Generator Under Voltage Shutdown Event Percentage Threshold	60	%
Generator Under Voltage Shutdown Event Notification Delay Time	30	sec
Generator Reverse Power Warning Event Percentage Threshold	5	%
Generator Reverse Power Warning Event Notification Delay Time	10	sec
Generator Reverse Power Shutdown Event Percentage Threshold	10	%
Generator Reverse Power Shutdown Event Notification Delay Time	10	sec
Generator Reverse Reactive Power Warning Event Percentage Threshold	20,00	%
Generator Reverse Reactive Power Warning Event Notification Delay Time	10	sec
Generator Reverse Reactive Power Shutdown Event Percentage Threshold	20,00	%
Generator Reverse Reactive Power Shutdown Event Notification Delay Time	20	sec
Voltage Regulator Control Source Configuration	External Control	
Programmable Cycle Timer #1 Activation Day - Sunday	Deactivate	
Programmable Cycle Timer #1 Activation Day - Monday	Deactivate	
Programmable Cycle Timer #1 Activation Day - Tuesday	Deactivate	
Programmable Cycle Timer #1 Activation Day - Wednesday	Deactivate	
Programmable Cycle Timer #1 Activation Day - Thursday	Deactivate	
Programmable Cycle Timer #1 Activation Day - Friday	Deactivate	
Programmable Cycle Timer #1 Activation Day - Saturday	Deactivate	
Programmable Cycle Timer #1 Activation Start Time	0	min
Programmable Cycle Timer #1 Active Time	1	min
Programmable Cycle Timer #1 Output #1 Activation Configuration	Inactive	
Programmable Cycle Timer #1 Output #2 Activation Configuration	Inactive	
Programmable Cycle Timer #2 Activation Day - Sunday	Deactivate	
Programmable Cycle Timer #2 Activation Day - Monday	Deactivate	
Programmable Cycle Timer #2 Activation Day - Tuesday	Deactivate	
Programmable Cycle Timer #2 Activation Day - Wednesday	Deactivate	

Programmable Cycle Timer #2 Activation Day - Thursday	Deactivate	
Programmable Cycle Timer #2 Activation Day - Friday	Deactivate	
Programmable Cycle Timer #2 Activation Day - Saturday	Deactivate	
Programmable Cycle Timer #2 Activation Start Time	0	min
Programmable Cycle Timer #2 Active Time	1	min
Programmable Cycle Timer #2 Output #1 Activation Configuration	Inactive	
Programmable Cycle Timer #2 Output #2 Activation Configuration	Inactive	
Programmable Cycle Timer #3 Activation Day - Sunday	Deactivate	
Programmable Cycle Timer #3 Activation Day - Monday	Deactivate	
Programmable Cycle Timer #3 Activation Day - Tuesday	Deactivate	
Programmable Cycle Timer #3 Activation Day - Wednesday	Deactivate	
Programmable Cycle Timer #3 Activation Day - Thursday	Deactivate	
Programmable Cycle Timer #3 Activation Day - Friday	Deactivate	
Programmable Cycle Timer #3 Activation Day - Saturday	Deactivate	
Programmable Cycle Timer #3 Activation Start Time	0	min
Programmable Cycle Timer #3 Active Time	1	min
Programmable Cycle Timer #3 Output #1 Activation Configuration	Inactive	
Programmable Cycle Timer #3 Output #2 Activation Configuration	Inactive	
Programmable Cycle Timer #4 Activation Day - Sunday	Deactivate	
Programmable Cycle Timer #4 Activation Day - Monday	Deactivate	
Programmable Cycle Timer #4 Activation Day - Tuesday	Deactivate	
Programmable Cycle Timer #4 Activation Day - Wednesday	Deactivate	
Programmable Cycle Timer #4 Activation Day - Thursday	Deactivate	
Programmable Cycle Timer #4 Activation Day - Friday	Deactivate	
Programmable Cycle Timer #4 Activation Day - Saturday	Deactivate	
Programmable Cycle Timer #4 Activation Start Time	0	min
Programmable Cycle Timer #4 Active Time	1	min
Programmable Cycle Timer #4 Output #1 Activation Configuration	Inactive	

Programmable Cycle Timer #4 Output #2 Activation Configuration	Inactive	
Programmable Cycle Timer #5 Activation Day - Sunday	Deactivate	
Programmable Cycle Timer #5 Activation Day - Monday	Deactivate	
Programmable Cycle Timer #5 Activation Day - Tuesday	Deactivate	
Programmable Cycle Timer #5 Activation Day - Wednesday	Deactivate	
Programmable Cycle Timer #5 Activation Day - Thursday	Deactivate	
Programmable Cycle Timer #5 Activation Day - Friday	Deactivate	
Programmable Cycle Timer #5 Activation Day - Saturday	Deactivate	
Programmable Cycle Timer #5 Activation Start Time	0	min
Programmable Cycle Timer #5 Active Time	1	min
Programmable Cycle Timer #5 Output #1 Activation Configuration	Inactive	
Programmable Cycle Timer #5 Output #2 Activation Configuration	Inactive	
Programmable Cycle Timer #6 Activation Day - Sunday	Deactivate	
Programmable Cycle Timer #6 Activation Day - Monday	Deactivate	
Programmable Cycle Timer #6 Activation Day - Tuesday	Deactivate	
Programmable Cycle Timer #6 Activation Day - Wednesday	Deactivate	
Programmable Cycle Timer #6 Activation Day - Thursday	Deactivate	
Programmable Cycle Timer #6 Activation Day - Friday	Deactivate	
Programmable Cycle Timer #6 Activation Day - Saturday	Deactivate	
Programmable Cycle Timer #6 Activation Start Time	0	min
Programmable Cycle Timer #6 Active Time	1	min
Programmable Cycle Timer #6 Output #1 Activation Configuration	Inactive	
Programmable Cycle Timer #6 Output #2 Activation Configuration	Inactive	
Programmable Cycle Timer #7 Activation Day - Sunday	Deactivate	
Programmable Cycle Timer #7 Activation Day - Monday	Deactivate	
Programmable Cycle Timer #7 Activation Day - Tuesday	Deactivate	
Programmable Cycle Timer #7 Activation Day - Wednesday	Deactivate	
Programmable Cycle Timer #7 Activation Day - Thursday	Deactivate	

Programmable Cycle Timer #7 Activation Day - Friday	Deactivate	
Programmable Cycle Timer #7 Activation Day - Saturday	Deactivate	
Programmable Cycle Timer #7 Activation Start Time	0	min
Programmable Cycle Timer #7 Active Time	1	min
Programmable Cycle Timer #7 Output #1 Activation Configuration	Inactive	
Programmable Cycle Timer #7 Output #2 Activation Configuration	Inactive	
Electronic Control Module Reduced Power Mode Enable Status	Disabled	
Electronic Control Module Reduced Power Mode Delay Time	30	min
Relay Output #1 Usage Type	Command/Status Parameter	
Relay Output #1 Command/Status Parameter Data Identification	Starter Motor Relay	
Relay Output #2 Usage Type	Command/Status Parameter	
Relay Output #2 Command/Status Parameter Data Identification	Fuel Control Relay	
Relay Output #3 Usage Type	Command/Status Parameter	
Relay Output #3 Command/Status Parameter Data Identification	Common Alarm	
Relay Output #4 Usage Type	Command/Status Parameter	
Relay Output #4 Command/Status Parameter Data Identification	Common Shutdown	
Relay Output #5 Usage Type	Command/Status Parameter	
Relay Output #5 Command/Status Parameter Data Identification	Fuel Control Relay	
Relay Output #6 Usage Type	Command/Status Parameter	
Relay Output #6 Command/Status Parameter Data Identification	V/Hz Within Limits	
Relay Output #7 Usage Type	Command/Status Parameter	
Relay Output #7 Command/Status Parameter Data Identification	Rated Speed	
Relay Output #8 Usage Type	Command/Status Parameter	
Relay Output #8 Command/Status Parameter Data Identification	Common Shutdown	
Maintenance Level 1 Cycle Interval Hours	500	hours
Maintenance Level 1 Cycle Interval Days	180	
Customer Password Security Level to Reset Service Maintenance Interval	3-Factory, Single Use	
Programmable Trip Point Function #1 Trigger Condition	Disabled	
Programmable Trip Point Function #1 Percentage Threshold	0	%
Programmable Trip Point Function #1 Hysteresis Percentage	0	%
Programmable Trip Point Function #1 Trip Activation Delay Time	0	sec
Programmable Trip Point Function #1 Trip Deactivation Delay Time	0	sec

Programmable Trip Point Function #2 Trigger Condition	Disabled	
Programmable Trip Point Function #2 Percentage Threshold	0	%
Programmable Trip Point Function #2 Hysteresis Percentage	0	%
Programmable Trip Point Function #2 Trip Activation Delay Time	0	sec
Programmable Trip Point Function #2 Trip Deactivation Delay Time	0	sec
Engine Serial Number	Not Programmed	
Display Pressure Units Configuration	kPa	
Display Temperature Units Configuration	Degrees Centigrade (Celsius)	
Display Volume Units Configuration	liters	

C175 Genset (WYB02084)

Parameter	Value
Equipment ID	EG-N1
Engine Serial Number	WYB02084
ECM Serial Number	13476076VA
Software Group Part Number	6012163-00
Software Group Release Date	JUL20
Software Group Description	EP_C175_16_A4E4V3

Logged Diagnostic Codes [Diagnostic Clock = 65 hours] - C175 Genset (WYB02084)

Code	Description	Occ.	First	Last
2854- 9	Coolant Temperature Control Module : Abnormal Update Rate	1	65	65

Logged Event Codes [Diagnostic Clock = 65 hours] - C175 Genset (WYB02084)

Code	Description	Occ.	First	Last
E233 (1)	Low Engine Pre-Lube Pressure	1	65	65
E278 (1)	High Exhaust Differential Temperature	1	64	64

Active Diagnostic Codes - C175 Genset (WYB02084)

Code	Description
2854- 9	Coolant Temperature Control Module : Abnormal Update Rate

Active Event Codes - C175 Genset (WYB02084)

Code	Description
E233 (1)	Low Engine Pre-Lube Pressure

Current Totals - C175 Genset (WYB02084)

Description	Value	Unit
Total Time	65	hours
Total Fuel	19169	L
Average Fuel Rate Based Percent Engine Load Factor	0	%

Configuration - C175 Genset (WYB02084)

Description	Value	Unit
-------------	-------	------

Equipment ID	EG-N1	
Engine Serial Number	WYB02084	
ECM Serial Number	13476076VA	
Software Group Part Number	6012163-00	
Software Group Release Date	JUL20	
Software Group Description	EP_C175_16_A4E4V3	
Rating Number	3	
Rated Frequency	50 Hz	
Rated Engine Speed	1500rpm	
Rated Real Genset Power	Unavailable Parameter	
Rated Apparent Genset Power	3000 kVA	
Rating Configuration	Low Emissions	
Engine Rating Application Type	Standby	
Acceleration Delay Time	0	sec
Engine Acceleration Rate	250	rpm/s
Low Idle Speed	900	rpm
Engine Speed Droop	0,0	%
Remote Throttle Control Min Speed	150	rpm
Remote Throttle Control Max Speed	150	rpm
Droop Mode Selection	Isochronous	
Engine State Control Input Selection Method	Configured Value	
Engine State Control Input Configuration	CAN Input	
Engine State Control Secondary Input Configuration	CAN Input	
Engine State Control Default Value	Last Good Value	
Engine State Control Hardwired Input Type Configuration	Energized to Run	
Remote Emergency Stop (E-Stop) Switch Input Type Configuration	Not Installed	
Cooldown Speed	1500	rpm
Cooldown Duration	5	min
Desired Speed Input Configuration	CAN Input	
Secondary Desired Speed Input Configuration	Not Installed	
Engine Pre-Lube	Enabled	
Engine Pre-Lube System Configuration	Continuous	
Auxiliary Pre-Lube Pump Configuration	Disabled	
Engine Pre-Lube Time Out Period	120,000	sec
Engine Ready to Start Pre-Lube Duration	120	sec
Engine Continuous Pre-Lube Duration	2,00	min
Engine Continuous Pre-Lube Interval	180	min
Starting System Selection Mode	Automatic	
Starter Pinion Engagement Detection System Enable Status	Enabled	
Starting System #1 Type	Electrical	
Starting System #1 Assignment	Secondary	
Starting System #1 Maximum Number of Crank Cycles	3	

Starting System #1 Crank Cycle Rest Interval	10	sec
Starting System #1 Crank Duration	15	sec
Starting System #2 Type	Electrical	
Starting System #2 Assignment	Primary	
Starting System #2 Maximum Number of Crank Cycles	3	
Starting System #2 Crank Cycle Rest Interval	10	sec
Starting System #2 Crank Duration	15	sec
Crank Terminate RPM	400	rpm
Emergency Shutdown Override Switch Installation Status	Not Installed	
Air Intake Shutoff Detection Installation Status	Not Installed	
Periodic Fuel Priming Enable Status	Enabled	
Cold Cylinder Cutout	Enabled	
Direct Fuel Control Mode	Disabled	
Governor Gain Factor #1	17040	
Governor Minimum Stability Factor #1	598	
Governor Maximum Stability Factor #1	1197	
Rated Fuel Volume	950,000	mm3
Fuel Correction Factor	0	%
Desired Engine Coolant Temperature Configuration	85	Deg C
Electric Fuel Transfer Pump Installation Status	Not Installed	
Engine Coolant Temperature Control Module Installation Status	Installed	
Aftercooler Temperature Control Module Installation Status	Not Installed	
Desired Engine Aftercooler Coolant Temperature Configuration	48	Deg C
Exhaust Temperature Module Installation Status	Not Installed	
FLS	-7	
FTS	0	
Total Tattletale	181	

Event Triggered:Time vs Engine Coolant Temperature - C175 Genset (WYB02084)

Engine Coolant Temperature(Deg C)	hours	%
<50,0	7,35	11,59
50,0-54,9	2,25	3,55
55,0-59,9	2,10	3,31
60,0-64,9	1,85	2,92
65,0-69,9	1,45	2,29
70,0-74,9	1,40	2,21
75,0-79,9	1,60	2,52
80,0-84,9	13,50	21,29
85,0-89,9	13,95	22,00

90,0-94,9	17,95	28,31
95,0-99,9	0,00	0,00
100,0-104,9	0,00	0,00
105,0-109,9	0,00	0,00
110,0-114,9	0,00	0,00
115,0-120,0	0,00	0,00
>120,0	0,00	0,00

Event Triggered:Time vs Intake Manifold Pressure - C175 Genset (WYB02084)

Intake Manifold Pressure(kPa)	hours	%
<80,0	0,00	0,00
80,0-89,9	0,00	0,00
90,0-99,9	0,00	0,00
100,0-109,9	0,00	0,00
110,0-119,9	0,00	0,00
120,0-129,9	0,00	0,00
130,0-139,9	0,00	0,00
140,0-149,9	0,00	0,00
150,0-159,9	0,00	0,00
160,0-169,9	0,00	0,00
170,0-179,9	0,00	0,00
180,0-189,9	0,00	0,00
190,0-200,0	0,00	0,00
>200,0	20,40	100,00

Event Triggered:Time vs Engine Speed And Engine Load Factor - C175 Genset (WYB02084)

rpm	<1100	1100-1299	1300-1499	1500-1699	1700-1899	1900-2099	2100-2300	>2300	Total
%									
<50	0,40	0,05	2,15	21,50	0,00	0,00	0,00	0,00	24,10
50-59	0,00	0,00	0,00	0,60	0,00	0,00	0,00	0,00	0,60
60-69	0,00	0,00	0,00	0,05	0,00	0,00	0,00	0,00	0,05
70-79	0,00	0,00	0,00	0,40	0,00	0,00	0,00	0,00	0,40
80-90	0,00	0,00	0,00	1,65	0,00	0,00	0,00	0,00	1,65
>90	0,00	0,00	1,15	19,20	0,00	0,00	0,00	0,00	20,35
Total	0,40	0,05	3,30	43,40	0,00	0,00	0,00	0,00	47,15

Event Triggered:Total Occurrences vs Engine Speed - C175 Genset (WYB02084)

Engine Speed(rpm)	Count	%
<600,0	791	0,34
600,0-699,9	386	0,16
700,0-799,9	317	0,13
800,0-899,9	881	0,37
900,0-999,9	879	0,37
1000,0-1099,9	283	0,12
1100,0-1199,9	424	0,18
1200,0-1299,9	233	0,10
1300,0-1399,9	237	0,10

1400,0-1499,9	20521	8,73
1500,0-1599,9	209989	89,38
1600,0-1699,9	5	0,00
1700,0-1799,9	0	0,00
1800,0-1899,9	0	0,00
1900,0-1999,9	0	0,00
2000,0-2099,9	0	0,00
2100,0-2199,9	0	0,00
2200,0-2299,9	0	0,00
2300,0-2399,9	0	0,00
2400,0-2499,9	0	0,00
2500,0-2600,0	0	0,00
>2600,0	0	0,00

Event Triggered:Time vs Turbocharger #1 Compressor Inlet Pressure (absolute) - C175 Genset (WYB02084)

Turbocharger #1 Compressor Inlet Pressure (absolute)(kPa)	hours	%
<50,00	0,00	0,00
50,00-59,99	0,00	0,00
60,00-69,99	0,00	0,00
70,00-79,99	0,00	0,00
80,00-89,99	0,00	0,00
90,00-99,99	0,00	0,00
100,00-110,00	0,00	0,00
>110,00	0,00	0,00

Event Triggered:Time vs Intake Manifold Air Temperature - C175 Genset (WYB02084)

Intake Manifold Air Temperature(Deg C)	hours	%
<0,0	0,00	0,00
0,0-9,9	0,00	0,00
10,0-19,9	0,00	0,00
20,0-29,9	0,00	0,00
30,0-39,9	0,00	0,00
40,0-49,9	0,00	0,00
50,0-59,9	0,00	0,00
60,0-69,9	0,00	0,00
70,0-79,9	0,00	0,00
80,0-89,9	0,00	0,00
90,0-100,0	0,00	0,00
>100,0	0,00	0,00

Event Triggered:Time vs Right Bank Turbine Inlet Temperature - C175 Genset (WYB02084)

Right Bank Turbine Inlet Temperature(Deg C)	hours	%
<450,0	41,15	63,36
450,0-464,9	0,30	0,46
465,0-479,9	0,20	0,31

480,0-494,9	0,50	0,77
495,0-509,9	0,10	0,15
510,0-524,9	0,20	0,31
525,0-539,9	0,20	0,31
540,0-554,9	0,35	0,54
555,0-569,9	0,30	0,46
570,0-584,9	8,85	13,63
585,0-599,9	1,20	1,85
600,0-614,9	5,90	9,08
615,0-629,9	3,35	5,16
630,0-644,9	0,00	0,00
645,0-659,9	2,15	3,31
660,0-674,9	0,20	0,31
675,0-689,9	0,00	0,00
690,0-704,9	0,00	0,00
705,0-719,9	0,00	0,00
720,0-734,9	0,00	0,00
735,0-749,9	0,00	0,00
750,0-764,9	0,00	0,00
765,0-779,9	0,00	0,00
780,0-795,0	0,00	0,00
>795,0	0,00	0,00

Event Triggered:Time vs Left Bank Turbine Inlet Temperature - C175 Genset (WYB02084)

Left Bank Turbine Inlet Temperature(Deg C)	hours	%
<450,0	41,35	0,01
450,0-464,9	0,20	0,00
465,0-479,9	0,20	0,00
480,0-494,9	0,50	0,00
495,0-509,9	0,10	0,00
510,0-524,9	0,20	0,00
525,0-539,9	0,15	0,00
540,0-554,9	0,30	0,00
555,0-569,9	0,30	0,00
570,0-584,9	8,65	0,00
585,0-599,9	0,50	0,00
600,0-614,9	298265,84	99,98
615,0-629,9	5,45	0,00
630,0-644,9	0,45	0,00
645,0-659,9	1,75	0,00
660,0-674,9	0,55	0,00
675,0-689,9	0,00	0,00
690,0-704,9	0,00	0,00
705,0-719,9	0,00	0,00
720,0-734,9	0,00	0,00
735,0-749,9	0,00	0,00
750,0-764,9	0,00	0,00

765,0-779,9	0,00	0,00
780,0-795,0	0,00	0,00
>795,0	0,00	0,00

Event Triggered:Time vs Module Internal Temperature #1 - C175 Genset (WYB02084)

Module Internal Temperature #1(Deg C)	hours	%
<(-50,00)	0,00	0,00
(-50,00)-(-40,01)	0,00	0,00
(-40,00)-(-30,01)	0,00	0,00
(-30,00)-(-20,01)	0,00	0,00
(-20,00)-(-10,01)	0,00	0,00
(-10,00)-(-0,01)	0,00	0,00
0,00-9,99	0,00	0,00
10,00-19,99	0,00	0,00
20,00-29,99	0,50	0,77
30,00-39,99	15,10	23,21
40,00-49,99	26,90	41,35
50,00-59,99	11,30	17,37
60,00-69,99	9,75	14,99
70,00-79,99	0,40	0,61
80,00-89,99	0,60	0,92
90,00-99,99	0,50	0,77
100,00-109,99	0,00	0,00
110,00-120,00	0,00	0,00
>120,00	0,00	0,00

Event Triggered:Time vs Module Internal Temperature #2 - C175 Genset (WYB02084)

Module Internal Temperature #2(Deg C)	hours	%
<(-50,00)	546,65	89,37
(-50,00)-(-40,01)	0,00	0,00
(-40,00)-(-30,01)	0,00	0,00
(-30,00)-(-20,01)	0,00	0,00
(-20,00)-(-10,01)	0,00	0,00
(-10,00)-(-0,01)	0,00	0,00
0,00-9,99	0,00	0,00
10,00-19,99	0,00	0,00
20,00-29,99	0,00	0,00
30,00-39,99	0,15	0,02
40,00-49,99	0,20	0,03
50,00-59,99	0,25	0,04
60,00-69,99	0,30	0,05
70,00-79,99	0,15	0,02
80,00-89,99	0,25	0,04
90,00-99,99	0,15	0,02
100,00-109,99	0,10	0,02
110,00-120,00	0,05	0,01

>120,00	63,40	10,37
---------	-------	-------

Injector Trim Calibration - C175 Genset (WYB02084)

Injector	Serial Number	File Version
Injector1	000000001S10199617AE	0
Injector2	000000001S1019961883	0
Injector3	000000001S10199606BC	0
Injector4	000000001S10199600AE	0
Injector5	000000001S10199610BB	0
Injector6	000000001S10199596BC	0
Injector7	000000001S10199605B5	0
Injector8	000000001S10199616A9	0
Injector9	000000001S1019960896	0
Injector10	000000001S10199601A9	0
Injector11	000000001S10199607BB	0
Injector12	000000001S1019960991	0
Injector13	000000001S10199603A7	0
Injector14	000000001S10199597BB	0
Injector15	000000001S1019968713	0
Injector16	000000001S10199612B5	0

Monitoring System - C175 Genset (WYB02084)

Description	State	Trip Point	Delay Time
Engine Overspeed			
Least Severe (1)	Always On	1725 rpm	0 sec
Most Severe (3)	Always On	1770 rpm	0 sec
Exhaust Port Temperature High Deviation			
Least Severe (1)	On	100 Deg C	5 sec
Most Severe (3)	Off	200 Deg C	5 sec
Exhaust Port Temperature Low Deviation			
Least Severe (1)	On	100 Deg C	5 sec
Most Severe (3)	Off	300 Deg C	5 sec
Fuel Filter (suction side) Restriction			
Least Severe (1)	On	103 kPa	120 sec
Fuel Filter Restriction			
Least Severe (1)	On	80 %	120 sec
High Aftercooler Coolant Temperature			
Least Severe (1)	On	90 Deg C	5 sec
Moderate Severity (2)	On	100 Deg C	30 sec
Most Severe (3)	On	100 Deg C	5 sec
High Air Inlet #1 Differential Pressure			
Least Severe (1)	Always On	6,5 kPa	0 sec
Moderate Severity (2)	Always On	7,0 kPa	0 sec

<u>High Air Inlet #2 Differential Pressure</u>			
Least Severe (1)	Always On	6,5 kPa	0 sec
Moderate Severity (2)	Always On	7,0 kPa	0 sec
<u>High Crankcase Pressure</u>			
Least Severe (1)	On	4,0 kPa	5 sec
<u>High Engine Coolant Temperature</u>			
Least Severe (1)	Always On	95 Deg C	5 sec
Moderate Severity (2)	On	98 Deg C	30 sec
Most Severe (3)	Always On	105 Deg C	5 sec
<u>High Engine Inlet Air Temperature</u>			
Least Severe (1)	Always On	55,0 Deg C	5 sec
Moderate Severity (2)	On	60,0 Deg C	5 sec
<u>High Engine Oil Filter Restriction Pressure</u>			
Least Severe (1)	On	150 kPa	5 sec
<u>High Engine Oil Temperature</u>			
Least Severe (1)	On	108 Deg C	30 sec
Moderate Severity (2)	On	110 Deg C	30 sec
Most Severe (3)	Always On	115 Deg C	30 sec
<u>High Exhaust Differential Temperature</u>			
Least Severe (1)	On	50 Deg C	0 sec
<u>High Exhaust Temperature</u>			
Least Severe (1)	On	680 Deg C	5 sec
Most Severe (3)	Off	750 Deg C	5 sec
<u>High Fuel Filter (suction side) Intake Pressure</u>			
Least Severe (1)	On	69 kPa	30 sec
<u>High Fuel Pressure</u>			
Least Severe (1)	Always On	920,0 kPa	8 sec
Moderate Severity (2)	Off	975,0 kPa	10 sec
Most Severe (3)	Off	1000,0 kPa	12 sec
<u>High Fuel Rail Pump Flow</u>			
Moderate Severity (2)	Always On	None	10 sec
<u>High Fuel Rail Temperature</u>			
Least Severe (1)	Always On	95,0 Deg C	15 sec
Moderate Severity (2)	Always On	100,0 Deg C	15 sec
Most Severe (3)	On	115,0 Deg C	15 sec
<u>High Fuel Temperature</u>			
Least Severe (1)	On	63,0 Deg C	30 sec
Moderate Severity (2)	On	65,0 Deg C	30 sec
Most Severe (3)	Off	75,0 Deg C	30 sec

<u>High Intake Manifold Air Pressure</u>			
Least Severe (1)	On	None	0 sec
Moderate Severity (2)	Always On	None	0 sec
<u>High Intake Manifold Air Temperature</u>			
Least Severe (1)	Always On	80,0 Deg C	4 sec
Moderate Severity (2)	On	90,0 Deg C	4 sec
Most Severe (3)	On	100,0 Deg C	4 sec
<u>High Turbo Turbine Inlet Temperature</u>			
Least Severe (1)	Always On	None	15 sec
Moderate Severity (2)	On	None	15 sec
Most Severe (3)	On	None	15 sec
<u>Low Aftercooler Coolant Pressure</u>			
Least Severe (1)	On	None	30 sec
<u>Low Engine Coolant Pressure</u>			
Least Severe (1)	On	None	30 sec
Most Severe (3)	On	None	30 sec
<u>Low Engine Coolant Temperature</u>			
Least Severe (1)	On	65 Deg C	5 sec
<u>Low Engine Oil Pressure</u>			
Least Severe (1)	Always On	None	4 sec
Most Severe (3)	Always On	None	8 sec
<u>Low Engine Turbocharger Lube Oil Pressure</u>			
Moderate Severity (2)	Always On	0 kPa	0 sec
<u>Low Fuel Filter (Suction Side) Intake Pressure</u>			
Least Severe (1)	On	-30 kPa	120 sec
<u>Low Fuel Pressure</u>			
Least Severe (1)	On	None	10 sec
Moderate Severity (2)	On	None	10 sec
Most Severe (3)	Off	None	10 sec

Cat Electronic Technician 2024A v1.1

Product Status Report

22-09-2025 12:54

Product Status Report

Parameter	Value
Product ID	Unavailable
Equipment ID	
Comments	

EMCP 4.2

Parameter	Value
ECM Part Number	4509606-00
ECM Serial Number	3276E752TX
Software Group Part Number	5058757-00
Software Group Release Date	OCT2016
Software Group Description	EMCP 4.2 English, v4.4.2 PROD, 14 Oct 2016

Logged Diagnostic Codes [SHM: 65 RTC: 22-09-2025 14:30:59] - EMCP 4.2

Code	Description	Occ.	SHM First	SHM Last	RTC First	RTC Last
No Logged Diagnostic Codes						

Logged Event Codes [SHM: 65 RTC: 22-09-2025 14:31:00] - EMCP 4.2

Code	Description	Occ.	SHM First	SHM Last	RTC First	RTC Last
168-17	Battery Potential / Power Input #1 : Low - least severe (1)	3	65:10:30	65:10:30	22-09-2025 14:12:13	22-09-2025 14:20:45
4007-31	Generator Control not in Automatic	4	63:55:30	65:10:30	14-03-2023 20:48:37	22-09-2025 14:01:28
701-31	Auxiliary I/O #01	4	64:06:15	64:06:15	30-03-2023 10:42:44	30-03-2023 10:45:04

Active Diagnostic Codes [SHM: 65 RTC: 22-09-2025 14:31:00] - EMCP 4.2

Code	Description	Occ.
No Active Diagnostic Codes		

Active Event Codes [SHM: 65 RTC: 22-09-2025 14:31:00] - EMCP 4.2

Code	Description	Occ.
110-17	Engine Coolant Temperature : Low - least severe (1)	1
704-31	Auxiliary I/O #04	1
706-31	Auxiliary I/O #06	1

4007-31	Generator Control not in Automatic	4
---------	------------------------------------	---

Current Totals - EMCP 4.2

Description	Value	Unit
Total Operating Hours	65,2	hours
Generator Total kW Hours Export	Unavailable	KW-hr

Configuration - EMCP 4.2

Description	Value	Unit
Analog Input #1 Signal Type	Disabled	
Analog Input #2 Signal Type	Voltage	
Analog Input #2 Signal Range	1 to 5 V	
Analog Input #2 Data Identification	Data Link Only	
Analog Input #2 Minimum Data Range	0,000	
Analog Input #2 Maximum Data Range	154,000	
Analog Input #3 Signal Type	Disabled	
Analog Input Supply Voltage	5 Volt	
Engine Start Fault Protection Activation Delay Time	30	sec
Crank Duration	15	sec
Crank Cycle Rest Interval	10	sec
Engine Purge Cycle Time with Ignition	0,0	sec
Engine Purge Cycle Time without Ignition	0	sec
Engine Start Sequence Delay Time	0,0	sec
Maximum Number of Crank Cycles	3	
Cooldown Duration	5	min
Start Aid Activation Time	0	sec
Crank Alert Activation Time	0	sec
Crank Terminate RPM	400	rpm
Engine Cooldown Speed Configuration	Rated Speed	
Engine Operating State Input Configuration	CAN Input	
Fuel Priming Feature Enable Status	Enabled	
Engine Forced Idle Feature Enable Status	Enabled	
Emergency Stop Switch Active State Configuration	High	
SCADA Data Link Remote Control Enable Status	Disabled	
ECU Fault Reset Active Time	0,5	sec
Starter Pinion Engagement Detection System Enable Status	Unavailable	
High Battery Voltage Warning Event Threshold	30,0	Volts
High Battery Voltage Warning Event Notification Delay Time	30	sec
High Battery Voltage Shutdown Event Threshold	32,0	Volts
High Battery Voltage Shutdown Event Notification Delay Time	2	sec

Low Battery Voltage Warning Event Threshold	24,0	Volts
Low Battery Voltage Warning Event Notification Delay Time	60	sec
Low Battery Charging System Voltage Warning Event Threshold	25,0	Volts
Low Battery Charging System Voltage Warning Event Notification Delay Time	60	sec
Low Cranking Voltage Warning Event Threshold	18,0	Volts
Low Cranking Voltage Warning Event Notification Delay Time	4	sec
Customer Password Security Level to Reset Crank/Start Counters	3-Factory, Single Use	
SCADA Data Link Baud Rate	9600 baud	
SCADA Data Link Parity	None	
SCADA Data Link Slave Address	1	
SCADA Data Link Access Password	00000000	
RS-485 Bias Resistor Enable Status	Disabled	
SCADA Port Enable Status	Enabled	
RS-485 Annunciator Port Enable Status	Enabled	
Digital Input #1 Usage Type	System Event	
Digital Input #1 Active State Configuration	Low	
Event Input Function #1 Event Notification Delay Time	1	sec
Event Input Function #1 Suspect Parameter Number	Custom Event	
Event Input Function #1 Failure Mode Identifier	Condition Exists	
Digital Input #2 Usage Type	System Event	
Digital Input #2 Active State Configuration	Low	
Event Input Function #2 Event Notification Delay Time	5	sec
Event Input Function #2 Suspect Parameter Number	Engine Coolant Level	
Event Input Function #2 Failure Mode Identifier	Low Shutdown	
Digital Input #3 Usage Type	System Event	
Digital Input #3 Active State Configuration	Low	
Event Input Function #3 Event Notification Delay Time	1	sec
Event Input Function #3 Suspect Parameter Number	Custom Event	
Event Input Function #3 Failure Mode Identifier	Condition Exists	
Digital Input #4 Usage Type	System Event	
Digital Input #4 Active State Configuration	Low	
Event Input Function #4 Event Notification Delay Time	1	sec
Event Input Function #4 Suspect Parameter Number	Custom Event	

Event Input Function #4 Failure Mode Identifier	Condition Exists	
Digital Input #5 Usage Type	System Event	
Digital Input #5 Active State Configuration	Low	
Event Input Function #5 Event Notification Delay Time	5	sec
Event Input Function #5 Suspect Parameter Number	Custom Event	
Event Input Function #5 Failure Mode Identifier	Condition Exists	
Digital Input #6 Usage Type	System Event	
Digital Input #6 Active State Configuration	Low	
Event Input Function #6 Event Notification Delay Time	5	sec
Event Input Function #6 Suspect Parameter Number	Custom Event	
Event Input Function #6 Failure Mode Identifier	Condition Exists	
Digital Output #1 Usage Type	Command/Status Parameter	
Digital Output #1 Command/Status Parameter Data Identification	Disable Aux AC Supply	
Digital Output #2 Usage Type	System Event	
Digital Output #2 Event Suspect Parameter Number	Custom Event #3	
Digital Output #2 Event Trigger Condition	Specific Event - Condition Exists	
Engine Coolant Temperature Sensor Configuration	Data Link	
High Engine Coolant Temperature Warning Event Threshold	102	Deg C
High Engine Coolant Temperature Warning Event Notification Delay Time	2	sec
High Engine Coolant Temperature Shutdown Event Threshold	107	Deg C
High Engine Coolant Temperature Shutdown Event Notification Delay Time	10	sec
Low Engine Coolant Temperature Warning Event Threshold	21	Deg C
Low Engine Coolant Temperature Warning Event Notification Delay Time	30	sec
Engine Oil Pressure Sensor Configuration	Data Link	
Low Engine Oil Pressure Warning Event Threshold	234	kPa
Low Idle Low Engine Oil Pressure Warning Event Threshold	104	kPa
Low Engine Oil Pressure Warning Event Notification Delay Time	0	sec
Low Engine Oil Pressure Shutdown Event Threshold	205	kPa
Low Idle Low Engine Oil Pressure Shutdown Event Threshold	70	kPa
Low Engine Oil Pressure Shutdown Event Notification Delay Time	0	sec
Low Engine Oil Pressure Step Speed	1200	rpm

Flywheel Teeth	183	
Engine Overspeed Setpoint	1770	rpm
Engine Underspeed Warning Event Threshold	1290	rpm
Engine Underspeed Warning Event Notification Delay Time	15,0	sec
Engine Underspeed Shutdown Event Threshold	1000	rpm
Engine Underspeed Shutdown Event Notification Delay Time	20,0	sec
Engine Speed Sensor Configuration	Sensor	
Generator Drive Ratio	1,002	Ratio
Engine Speed Based Generator Frequency Calculation Enable	Unavailable	
Engine Cylinder Temperature Sensor Installation Status	Not Installed	
Number of Engine Cylinders	1	
Generator Winding Temperature Sensor Installation Status	Installed	
Generator Bearing Temperature Sensor Installation Configuration	Front & Rear	
Accessory Data Link Diagnostic Response Configuration	Activate Warning Condition	
Accessory Data Link Diagnostic Audible Alert	Yes	
Accessory Data Link Diagnostic Breaker #1 Trip	No	
Accessory Data Link Diagnostic Breaker #2 Trip	No	
Engine Speed Sensor Diagnostic Response Configuration	Activate Hard Shutdown Condition	
Engine Speed Sensor Diagnostic Audible Alert	Yes	
Engine Speed Sensor Diagnostic Breaker #1 Trip	No	
Engine Speed Sensor Diagnostic Breaker #2 Trip	No	
Primary Data Link Diagnostic Response Configuration	Activate Warning Condition	
Primary Data Link Diagnostic Audible Alert	No	
Primary Data Link Diagnostic Breaker #1 Trip	No	
Primary Data Link Diagnostic Breaker #2 Trip	No	
RS-485 SCADA Data Link Diagnostic Response Configuration	Activate Warning Condition	
RS-485 SCADA Data Link Diagnostic Audible Alert	No	
RS-485 SCADA Data Link Diagnostic Breaker #1 Trip	No	
RS-485 SCADA Data Link Diagnostic Breaker #2 Trip	No	
RS-485 SCADA Data Link Diagnostic Fault Protection Timer	No	

RS-485 Annunciator Data Link Diagnostic Response Configuration	Activate Warning Condition	
RS-485 Annunciator Data Link Diagnostic Audible Alert	No	
RS-485 Annunciator Data Link Diagnostic Breaker #1 Trip	No	
RS-485 Annunciator Data Link Diagnostic Breaker #2 Trip	No	
RS-485 Annunciator Data Link Diagnostic Fault Protection Timer	No	
Battery Charger Failure Diagnostic Response Configuration	Activate Warning Condition	
Battery Charger Failure Diagnostic Audible Alert	Yes	
Engine Controller Not Responding Diagnostic Response Configuration	Disable Condition	
Engine Controller Not Responding Diagnostic Audible Alert	No	
Engine Controller Not Responding Diagnostic Breaker #1 Trip	No	
Engine Controller Not Responding Diagnostic Breaker #2 Trip	No	
Analog Input #1 Diagnostic Response Configuration	Activate Warning Condition	
Analog Input #1 Diagnostic Audible Alert	No	
Analog Input #1 Diagnostic Breaker #1 Trip	No	
Analog Input #1 Diagnostic Breaker #2 Trip	No	
Analog Input #2 Diagnostic Response Configuration	Activate Warning Condition	
Analog Input #2 Diagnostic Audible Alert	No	
Analog Input #2 Diagnostic Breaker #1 Trip	No	
Analog Input #2 Diagnostic Breaker #2 Trip	No	
Analog Input #3 Diagnostic Response Configuration	Activate Warning Condition	
Analog Input #3 Diagnostic Audible Alert	No	
Analog Input #3 Diagnostic Breaker #1 Trip	No	
Analog Input #3 Diagnostic Breaker #2 Trip	No	
Air Damper Closed Event Response Configuration	Hard Shutdown & Active Only Condition	
Air Damper Closed Event Audible Alert	Yes	
Emergency Stop Activated Event Response Configuration	Activate Hard Shutdown Condition	
Emergency Stop Activated Event Audible Alert	Yes	
Emergency Stop Activated Event Breaker #1 Trip	No	
Emergency Stop Activated Event Breaker #2 Trip	No	
High Engine Coolant Level Warning Event Response Configuration	Activate Warning Condition	
High Engine Coolant Level Warning Event Audible Alert	Yes	

High Engine Coolant Level Warning Event Breaker #1 Trip	No	
High Engine Coolant Level Warning Event Breaker #2 Trip	No	
High Engine Coolant Level Shutdown Event Response Configuration	Activate Hard Shutdown Condition	
High Engine Coolant Level Shutdown Event Audible Alert	Yes	
High Engine Coolant Level Shutdown Event Breaker #1 Trip	No	
High Engine Coolant Level Shutdown Event Breaker #2 Trip	No	
Low Engine Coolant Level Warning Event Response Configuration	Activate Warning Condition	
Low Engine Coolant Level Warning Event Audible Alert	Yes	
Low Engine Coolant Level Warning Event Breaker #1 Trip	No	
Low Engine Coolant Level Warning Event Breaker #2 Trip	No	
Low Engine Coolant Level Shutdown Event Response Configuration	Activate Hard Shutdown Condition	
Low Engine Coolant Level Shutdown Event Audible Alert	Yes	
Low Engine Coolant Level Shutdown Event Breaker #1 Trip	No	
Low Engine Coolant Level Shutdown Event Breaker #2 Trip	No	
High Engine Coolant Temperature Warning Event Response Configuration	Activate Warning Condition	
High Engine Coolant Temperature Warning Event Audible Alert	Yes	
High Engine Coolant Temperature Warning Event Breaker #1 Trip	No	
High Engine Coolant Temperature Warning Event Breaker #2 Trip	No	
High Engine Coolant Temperature Warning Event Fault Protection Timer	Yes	
High Engine Coolant Temperature Shutdown Event Response Configuration	Activate Hard Shutdown Condition	
High Engine Coolant Temperature Shutdown Event Audible Alert	Yes	
High Engine Coolant Temperature Shutdown Event Breaker #1 Trip	No	
High Engine Coolant Temperature Shutdown Event Breaker #2 Trip	No	
High Engine Coolant Temperature Shutdown Event Fault Protection Timer	Yes	
Low Engine Coolant Temperature Warning Event Response Configuration	Activate Warning Condition	
Low Engine Coolant Temperature Warning Event Audible Alert	Yes	
Low Engine Coolant Temperature Warning Event Breaker #1 Trip	No	

Low Engine Coolant Temperature Warning Event Breaker #2 Trip	No	
Low Engine Coolant Temperature Warning Event Fault Protection Timer	No	
Engine Failure To Start Shutdown Event Response Configuration	Activate Hard Shutdown Condition	
Engine Failure To Start Shutdown Event Audible Alert	Yes	
Engine Failure To Start Shutdown Event Breaker #1 Trip	No	
Engine Failure To Start Shutdown Event Breaker #2 Trip	No	
High Engine Oil Level Warning Event Response Configuration	Activate Warning Condition	
High Engine Oil Level Warning Event Audible Alert	Yes	
High Engine Oil Level Warning Event Breaker #1 Trip	No	
High Engine Oil Level Warning Event Breaker #2 Trip	No	
High Engine Oil Level Shutdown Event Response Configuration	Activate Hard Shutdown Condition	
High Engine Oil Level Shutdown Event Audible Alert	Yes	
High Engine Oil Level Shutdown Event Breaker #1 Trip	No	
High Engine Oil Level Shutdown Event Breaker #2 Trip	No	
Low Engine Oil Level Warning Event Response Configuration	Activate Warning Condition	
Low Engine Oil Level Warning Event Audible Alert	Yes	
Low Engine Oil Level Warning Event Breaker #1 Trip	No	
Low Engine Oil Level Warning Event Breaker #2 Trip	No	
Low Engine Oil Level Shutdown Event Response Configuration	Activate Hard Shutdown Condition	
Low Engine Oil Level Shutdown Event Audible Alert	Yes	
Low Engine Oil Level Shutdown Event Breaker #1 Trip	No	
Low Engine Oil Level Shutdown Event Breaker #2 Trip	No	
Low Engine Oil Pressure Warning Event Response Configuration	Activate Warning Condition	
Low Engine Oil Pressure Warning Event Audible Alert	Yes	
Low Engine Oil Pressure Warning Event Breaker #1 Trip	No	
Low Engine Oil Pressure Warning Event Breaker #2 Trip	No	
Low Engine Oil Pressure Warning Event Fault Protection Timer	Yes	

Low Engine Oil Pressure Shutdown Event Response Configuration	Activate Hard Shutdown Condition	
Low Engine Oil Pressure Shutdown Event Audible Alert	Yes	
Low Engine Oil Pressure Shutdown Event Breaker #1 Trip	No	
Low Engine Oil Pressure Shutdown Event Breaker #2 Trip	No	
Low Engine Oil Pressure Shutdown Event Fault Protection Timer	Yes	
High Engine Oil Temperature Warning Event Response Configuration	Activate Warning Condition	
High Engine Oil Temperature Warning Event Audible Alert	Yes	
High Engine Oil Temperature Warning Event Breaker #1 Trip	No	
High Engine Oil Temperature Warning Event Breaker #2 Trip	No	
High Engine Oil Temperature Warning Event Fault Protection Timer	No	
High Engine Oil Temperature Shutdown Event Response Configuration	Activate Hard Shutdown Condition	
High Engine Oil Temperature Shutdown Event Audible Alert	Yes	
High Engine Oil Temperature Shutdown Event Breaker #1 Trip	No	
High Engine Oil Temperature Shutdown Event Breaker #2 Trip	No	
High Engine Oil Temperature Shutdown Event Fault Protection Timer	No	
Low Engine Oil Temperature Warning Event Response Configuration	Activate Warning Condition	
Low Engine Oil Temperature Warning Event Audible Alert	Yes	
Low Engine Oil Temperature Warning Event Breaker #1 Trip	No	
Low Engine Oil Temperature Warning Event Breaker #2 Trip	No	
Low Engine Oil Temperature Warning Event Fault Protection Timer	Yes	
Low Engine Oil Temperature Shutdown Event Response Configuration	Disable Condition	
Low Engine Oil Temperature Shutdown Event Audible Alert	No	
Low Engine Oil Temperature Shutdown Event Breaker #1 Trip	No	
Low Engine Oil Temperature Shutdown Event Breaker #2 Trip	No	
Low Engine Oil Temperature Shutdown Event Fault Protection Timer	No	
Unexpected Engine Shutdown Event Response Configuration	Activate Hard Shutdown Condition	
Unexpected Engine Shutdown Event Audible Alert	Yes	

Unexpected Engine Shutdown Event Breaker #1 Trip	No	
Unexpected Engine Shutdown Event Breaker #2 Trip	No	
Engine Overspeed Shutdown Event Response Configuration	Activate Hard Shutdown Condition	
Engine Overspeed Shutdown Event Audible Alert	Yes	
Engine Overspeed Shutdown Event Breaker #1 Trip	No	
Engine Overspeed Shutdown Event Breaker #2 Trip	No	
Engine Underspeed Warning Event Response Configuration	Activate Warning Condition	
Engine Underspeed Warning Event Audible Alert	Yes	
Engine Underspeed Warning Event Breaker #1 Trip	No	
Engine Underspeed Warning Event Breaker #2 Trip	No	
Engine Underspeed Warning Event Fault Protection Timer	Yes	
Engine Underspeed Shutdown Event Response Configuration	Activate Hard Shutdown Condition	
Engine Underspeed Shutdown Event Audible Alert	Yes	
Engine Underspeed Shutdown Event Breaker #1 Trip	No	
Engine Underspeed Shutdown Event Breaker #2 Trip	No	
Engine Underspeed Shutdown Event Fault Protection Timer	Yes	
High Exhaust Temperature Warning Event Response Configuration	Activate Warning Condition	
High Exhaust Temperature Warning Event Audible Alert	Yes	
High Exhaust Temperature Warning Event Breaker #1 Trip	No	
High Exhaust Temperature Warning Event Breaker #2 Trip	No	
High Exhaust Temperature Warning Event Fault Protection Timer	No	
High Exhaust Temperature Shutdown Event Response Configuration	Activate Hard Shutdown Condition	
High Exhaust Temperature Shutdown Event Audible Alert	Yes	
High Exhaust Temperature Shutdown Event Breaker #1 Trip	No	
High Exhaust Temperature Shutdown Event Breaker #2 Trip	No	
High Exhaust Temperature Shutdown Event Fault Protection Timer	No	
Low Exhaust Temperature Warning Event Response Configuration	Activate Warning Condition	

Low Exhaust Temperature Warning Event Audible Alert	Yes	
Low Exhaust Temperature Warning Event Breaker #1 Trip	No	
Low Exhaust Temperature Warning Event Breaker #2 Trip	No	
Low Exhaust Temperature Warning Event Fault Protection Timer	Yes	
Low Exhaust Temperature Shutdown Event Response Configuration	Disable Condition	
Low Exhaust Temperature Shutdown Event Audible Alert	No	
Low Exhaust Temperature Shutdown Event Breaker #1 Trip	No	
Low Exhaust Temperature Shutdown Event Breaker #2 Trip	No	
Low Exhaust Temperature Shutdown Event Fault Protection Timer	No	
High Fuel Level Warning Event Response Configuration	Activate Warning Condition	
High Fuel Level Warning Event Audible Alert	Yes	
High Fuel Level Warning Event Breaker #1 Trip	No	
High Fuel Level Warning Event Breaker #2 Trip	No	
High Fuel Level Shutdown Event Response Configuration	Activate Hard Shutdown Condition	
High Fuel Level Shutdown Event Audible Alert	Yes	
High Fuel Level Shutdown Event Breaker #1 Trip	No	
High Fuel Level Shutdown Event Breaker #2 Trip	No	
Low Fuel Level Warning Event Response Configuration	Activate Warning Condition	
Low Fuel Level Warning Event Audible Alert	Yes	
Low Fuel Level Warning Event Breaker #1 Trip	No	
Low Fuel Level Warning Event Breaker #2 Trip	No	
Low Fuel Level Shutdown Event Response Configuration	Activate Hard Shutdown Condition	
Low Fuel Level Shutdown Event Audible Alert	Yes	
Low Fuel Level Shutdown Event Breaker #1 Trip	No	
Low Fuel Level Shutdown Event Breaker #2 Trip	No	
External Tank High Fuel Level Warning Event Response Configuration	Activate Warning Condition	
External Tank High Fuel Level Warning Event Audible Alert	Yes	

External Tank High Fuel Level Warning Event Breaker #1 Trip	No	
External Tank High Fuel Level Warning Event Breaker #2 Trip	No	
External Tank High Fuel Level Shutdown Event Response Configuration	Activate Hard Shutdown Condition	
External Tank High Fuel Level Shutdown Event Audible Alert	Yes	
External Tank High Fuel Level Shutdown Event Breaker #1 Trip	No	
External Tank High Fuel Level Shutdown Event Breaker #2 Trip	No	
External Tank Low Fuel Level Warning Event Response Configuration	Activate Warning Condition	
External Tank Low Fuel Level Warning Event Audible Alert	Yes	
External Tank Low Fuel Level Warning Event Breaker #1 Trip	No	
External Tank Low Fuel Level Warning Event Breaker #2 Trip	No	
External Tank Low Fuel Level Shutdown Event Response Configuration	Activate Hard Shutdown Condition	
External Tank Low Fuel Level Shutdown Event Audible Alert	Yes	
External Tank Low Fuel Level Shutdown Event Breaker #1 Trip	No	
External Tank Low Fuel Level Shutdown Event Breaker #2 Trip	No	
Fuel Leak Event Response Configuration	Activate Warning Condition	
Fuel Leak Event Audible Alert	Yes	
Fuel Leak Event Breaker #1 Trip	No	
Fuel Leak Event Breaker #2 Trip	No	
Service Maintenance Interval Warning Event Response Configuration	Disable Condition	
Service Maintenance Interval Warning Event Audible Alert	No	
High Gas Pressure Warning Event Response Configuration	Activate Warning Condition	
High Gas Pressure Warning Event Audible Alert	Yes	
High Gas Pressure Warning Event Breaker #1 Trip	No	
High Gas Pressure Warning Event Breaker #2 Trip	No	
High Gas Pressure Shutdown Event Response Configuration	Activate Hard Shutdown Condition	
High Gas Pressure Shutdown Event Audible Alert	Yes	
High Gas Pressure Shutdown Event Breaker #1 Trip	No	
High Gas Pressure Shutdown Event Breaker #2 Trip	No	
Low Gas Pressure Warning Event Response Configuration	Activate Warning Condition	

Low Gas Pressure Warning Event Audible Alert	Yes	
Low Gas Pressure Warning Event Breaker #1 Trip	No	
Low Gas Pressure Warning Event Breaker #2 Trip	No	
Low Gas Pressure Shutdown Event Response Configuration	Activate Hard Shutdown Condition	
Low Gas Pressure Shutdown Event Audible Alert	Yes	
Low Gas Pressure Shutdown Event Breaker #1 Trip	No	
Low Gas Pressure Shutdown Event Breaker #2 Trip	No	
Engine Intake Manifold Charge Combustion Event Response Configuration	Activate Hard Shutdown Condition	
Engine Intake Manifold Charge Combustion Event Audible Alert	Yes	
Engine Intake Manifold Charge Combustion Event Breaker #1 Trip	No	
Engine Intake Manifold Charge Combustion Event Breaker #2 Trip	No	
Engine Intake Manifold Charge Combustion Event Fault Protection Timer	No	
Remote Emergency Stop Activated Shutdown Event Response Configuration	Activate Hard Shutdown Condition	
Remote Emergency Stop Activated Shutdown Event Audible Alert	Yes	
Remote Emergency Stop Activated Shutdown Event Breaker #1 Trip	No	
Remote Emergency Stop Activated Shutdown Event Breaker #2 Trip	No	
High Generator Bearing #1 Temperature Warning Event Response Configuration	Activate Warning Condition	
High Generator Bearing #1 Temperature Warning Event Audible Alert	Yes	
High Generator Bearing #1 Temperature Warning Event Breaker #1 Trip	No	
High Generator Bearing #1 Temperature Warning Event Breaker #2 Trip	No	
High Generator Bearing #1 Temperature Warning Event Fault Protection Timer	No	
High Generator Bearing #1 Temperature Shutdown Event Response Configuration	Activate Hard Shutdown Condition	
High Generator Bearing #1 Temperature Shutdown Event Audible Alert	Yes	
High Generator Bearing #1 Temperature Shutdown Event Breaker #1 Trip	No	
High Generator Bearing #1 Temperature Shutdown Event Breaker #2 Trip	No	
High Generator Bearing #1 Temperature Shutdown Event Fault Protection Timer	No	
Low Generator Bearing #1 Temperature Warning Event Response Configuration	Activate Warning Condition	

Low Generator Bearing #1 Temperature Warning Event Audible Alert	Yes	
Low Generator Bearing #1 Temperature Warning Event Breaker #1 Trip	No	
Low Generator Bearing #1 Temperature Warning Event Breaker #2 Trip	No	
Low Generator Bearing #1 Temperature Warning Event Fault Protection Timer	Yes	
Low Generator Bearing #1 Temperature Shutdown Event Response Configuration	Disable Condition	
Low Generator Bearing #1 Temperature Shutdown Event Audible Alert	No	
Low Generator Bearing #1 Temperature Shutdown Event Breaker #1 Trip	No	
Low Generator Bearing #1 Temperature Shutdown Event Breaker #2 Trip	No	
Low Generator Bearing #1 Temperature Shutdown Event Fault Protection Timer	No	
Generator Overcurrent Warning Event Response Configuration	Activate Warning Condition	
Generator Overcurrent Warning Event Audible Alert	Yes	
Generator Overcurrent Warning Event Breaker #1 Trip	No	
Generator Overcurrent Warning Event Breaker #2 Trip	No	
Generator Overcurrent Shutdown Event Response Configuration	Activate Hard Shutdown Condition	
Generator Overcurrent Shutdown Event Audible Alert	Yes	
Generator Overcurrent Shutdown Event Breaker #1 Trip	No	
Generator Overcurrent Shutdown Event Breaker #2 Trip	No	
Generator Over Frequency Warning Event Response Configuration	Activate Warning Condition	
Generator Over Frequency Warning Event Audible Alert	Yes	
Generator Over Frequency Warning Event Breaker #1 Trip	No	
Generator Over Frequency Warning Event Breaker #2 Trip	No	
Generator Over Frequency Shutdown Event Response Configuration	Activate Hard Shutdown Condition	
Generator Over Frequency Shutdown Event Audible Alert	Yes	
Generator Over Frequency Shutdown Event Breaker #1 Trip	No	
Generator Over Frequency Shutdown Event Breaker #2 Trip	No	
Generator Under Frequency Warning Event Response Configuration	Activate Warning Condition	
Generator Under Frequency Warning Event Audible Alert	Yes	

Generator Under Frequency Warning Event Breaker #1 Trip	No	
Generator Under Frequency Warning Event Breaker #2 Trip	No	
Generator Under Frequency Warning Event Fault Protection Timer	Yes	
Generator Under Frequency Shutdown Event Response Configuration	Activate Hard Shutdown Condition	
Generator Under Frequency Shutdown Event Audible Alert	Yes	
Generator Under Frequency Shutdown Event Breaker #1 Trip	No	
Generator Under Frequency Shutdown Event Breaker #2 Trip	No	
Generator Under Frequency Shutdown Event Fault Protection Timer	Yes	
Generator Reverse Power Warning Event Response Configuration	Activate Warning Condition	
Generator Reverse Power Warning Event Audible Alert	Yes	
Generator Reverse Power Warning Event Breaker #1 Trip	No	
Generator Reverse Power Warning Event Breaker #2 Trip	No	
Generator Reverse Power Shutdown Event Response Configuration	Activate Hard Shutdown Condition	
Generator Reverse Power Shutdown Event Audible Alert	Yes	
Generator Reverse Power Shutdown Event Breaker #1 Trip	No	
Generator Reverse Power Shutdown Event Breaker #2 Trip	No	
Generator Over Voltage Warning Event Response Configuration	Activate Warning Condition	
Generator Over Voltage Warning Event Audible Alert	Yes	
Generator Over Voltage Warning Event Breaker #1 Trip	No	
Generator Over Voltage Warning Event Breaker #2 Trip	No	
Generator Over Voltage Shutdown Event Response Configuration	Activate Hard Shutdown Condition	
Generator Over Voltage Shutdown Event Audible Alert	Yes	
Generator Over Voltage Shutdown Event Breaker #1 Trip	No	
Generator Over Voltage Shutdown Event Breaker #2 Trip	No	
Generator Under Voltage Warning Event Response Configuration	Activate Warning Condition	
Generator Under Voltage Warning Event Audible Alert	Yes	
Generator Under Voltage Warning Event Breaker #1 Trip	No	

Generator Under Voltage Warning Event Breaker #2 Trip	No	
Generator Under Voltage Warning Event Fault Protection Timer	Yes	
Generator Under Voltage Shutdown Event Response Configuration	Activate Hard Shutdown Condition	
Generator Under Voltage Shutdown Event Audible Alert	Yes	
Generator Under Voltage Shutdown Event Breaker #1 Trip	No	
Generator Under Voltage Shutdown Event Breaker #2 Trip	No	
Generator Under Voltage Shutdown Event Fault Protection Timer	Yes	
Earth Fault Event Response Configuration	Activate Hard Shutdown Condition	
Earth Fault Event Audible Alert	Yes	
Earth Fault Event Breaker #1 Trip	No	
Earth Fault Event Breaker #2 Trip	No	
Generator Winding #1 High Temperature Warning Event Response Configuration	Activate Warning Condition	
Generator Winding #1 High Temperature Warning Event Audible Alert	Yes	
Generator Winding #1 High Temperature Warning Event Breaker #1 Trip	No	
Generator Winding #1 High Temperature Warning Event Breaker #2 Trip	No	
Generator Winding #1 High Temperature Warning Event Fault Protection Timer	No	
Generator Winding #1 High Temperature Shutdown Event Response Configuration	Activate Hard Shutdown Condition	
Generator Winding #1 High Temperature Shutdown Event Audible Alert	Yes	
Generator Winding #1 High Temperature Shutdown Event Breaker #1 Trip	No	
Generator Winding #1 High Temperature Shutdown Event Breaker #2 Trip	No	
Generator Winding #1 High Temperature Shutdown Event Fault Protection Timer	No	
Generator High Power Warning Event Response Configuration	Activate Warning Condition	
Generator High Power Warning Event Audible Alert	Yes	
Generator High Power Warning Event Breaker #1 Trip	No	
Generator High Power Warning Event Breaker #2 Trip	No	
Generator Reverse Reactive Power Warning Event Response Configuration	Activate Warning Condition	
Generator Reverse Reactive Power Warning Event Audible Alert	No	
Generator Reverse Reactive Power Warning Event Breaker #1 Trip	No	
Generator Reverse Reactive Power Warning Event Breaker #2 Trip	No	

Generator Reverse Reactive Power Shutdown Event Response Configuration	Disable Condition	
Generator Reverse Reactive Power Shutdown Event Audible Alert	No	
Generator Reverse Reactive Power Shutdown Event Breaker #1 Trip	No	
Generator Reverse Reactive Power Shutdown Event Breaker #2 Trip	No	
Programmable Trip Point #1 Condition Exists Event Response Configuration	Disable Condition	
Programmable Trip Point #1 Condition Exists Event Audible Alert	No	
Programmable Trip Point #1 Condition Exists Event Breaker #1 Trip	No	
Programmable Trip Point #1 Condition Exists Event Breaker #2 Trip	No	
Programmable Trip Point #1 Condition Exists Event Fault Protection Timer	No	
Programmable Trip Point #2 Condition Exists Event Response Configuration	Disable Condition	
Programmable Trip Point #2 Condition Exists Event Audible Alert	No	
Programmable Trip Point #2 Condition Exists Event Breaker #1 Trip	No	
Programmable Trip Point #2 Condition Exists Event Breaker #2 Trip	No	
Programmable Trip Point #2 Condition Exists Event Fault Protection Timer	No	
High Battery Voltage Warning Event Response Configuration	Activate Warning Condition	
High Battery Voltage Warning Event Audible Alert	Yes	
High Battery Voltage Warning Event Breaker #1 Trip	No	
High Battery Voltage Warning Event Breaker #2 Trip	No	
High Battery Voltage Shutdown Event Response Configuration	Activate Hard Shutdown Condition	
High Battery Voltage Shutdown Event Audible Alert	Yes	
High Battery Voltage Shutdown Event Breaker #1 Trip	No	
High Battery Voltage Shutdown Event Breaker #2 Trip	No	
Low Battery Voltage Warning Event Response Configuration	Activate Warning Condition	
Low Battery Voltage Warning Event Audible Alert	Yes	
Low Battery Voltage Warning Event Breaker #1 Trip	No	
Low Battery Voltage Warning Event Breaker #2 Trip	No	
Low Battery Voltage Warning Event Fault Protection Timer	No	

Low Battery Charging System Voltage Warning Event Response Configuration	Disable Condition	
Low Battery Charging System Voltage Warning Event Audible Alert	No	
Low Battery Charging System Voltage Warning Event Breaker #1 Trip	No	
Low Battery Charging System Voltage Warning Event Breaker #2 Trip	No	
Low Battery Charging System Voltage Warning Event Fault Protection Timer	No	
Generator Breaker Open Event Response Configuration	Active Only Condition	
Generator Breaker Open Event Audible Alert	No	
Generator Breaker Closed Event Response Configuration	Active Only Condition	
Generator Breaker Closed Event Audible Alert	No	
Engine In Cooldown Event Response Configuration	Active Only Condition	
Engine In Cooldown Event Audible Alert	No	
Engine Speed-Generator Output Freq Mismatch Warning Event Response Config	Activate Warning Condition	
Engine Speed-Generator Output Freq Mismatch Warning Event Audible Alert	Yes	
Engine Speed-Generator Output Freq Mismatch Warning Event Breaker #1 Trip	No	
Engine Speed-Generator Output Freq Mismatch Warning Event Breaker #2 Trip	No	
Generator Control Not in Automatic Warning Event Response Configuration	Activate Warning Condition	
Generator Control Not in Automatic Warning Event Audible Alert	Yes	
Earth Leakage Event Response Configuration	Activate Hard Shutdown Condition	
Earth Leakage Event Audible Alert	Yes	
Earth Leakage Event Breaker #1 Trip	No	
Earth Leakage Event Breaker #2 Trip	No	
Emergency Power System Supplying Load Event Response Configuration	Warning & Active Only Condition	
Emergency Power System Supplying Load Event Audible Alert	No	
Low Cranking Voltage Warning Event Response Configuration	Disable Condition	
Low Cranking Voltage Warning Event Audible Alert	No	
Low Cranking Voltage Warning Event Breaker #1 Trip	No	
Low Cranking Voltage Warning Event Breaker #2 Trip	No	
Analog Input #1 Custom Parameter High Warning Event Response Configuration	Activate Warning Condition	
Analog Input #1 Custom Parameter High Warning Event Audible Alert	Yes	

Analog Input #1 Custom Parameter High Warning Event Breaker #1 Trip	No	
Analog Input #1 Custom Parameter High Warning Event Breaker #2 Trip	No	
Analog Input #1 Custom Parameter High Warning Event Fault Protection Timer	No	
Analog Input #1 Custom Parameter High Shutdown Event Response Configuration	Disable Condition	
Analog Input #1 Custom Parameter High Shutdown Event Audible Alert	Yes	
Analog Input #1 Custom Parameter High Shutdown Event Breaker #1 Trip	No	
Analog Input #1 Custom Parameter High Shutdown Event Breaker #2 Trip	No	
Analog Input #1 Custom Parameter High Shutdown Event Fault Protection Timer	No	
Analog Input #1 Custom Parameter Low Warning Event Response Configuration	Activate Warning Condition	
Analog Input #1 Custom Parameter Low Warning Event Audible Alert	Yes	
Analog Input #1 Custom Parameter Low Warning Event Breaker #1 Trip	No	
Analog Input #1 Custom Parameter Low Warning Event Breaker #2 Trip	No	
Analog Input #1 Custom Parameter Low Warning Event Fault Protection Timer	No	
Analog Input #1 Custom Parameter Low Shutdown Event Response Configuration	Disable Condition	
Analog Input #1 Custom Parameter Low Shutdown Event Audible Alert	Yes	
Analog Input #1 Custom Parameter Low Shutdown Event Breaker #1 Trip	No	
Analog Input #1 Custom Parameter Low Shutdown Event Breaker #2 Trip	No	
Analog Input #1 Custom Parameter Low Shutdown Event Fault Protection Timer	No	
Analog Input #2 Custom Parameter High Warning Event Response Configuration	Activate Warning Condition	
Analog Input #2 Custom Parameter High Warning Event Audible Alert	Yes	
Analog Input #2 Custom Parameter High Warning Event Breaker #1 Trip	No	
Analog Input #2 Custom Parameter High Warning Event Breaker #2 Trip	No	
Analog Input #2 Custom Parameter High Warning Event Fault Protection Timer	No	
Analog Input #2 Custom Parameter High Shutdown Event Response Configuration	Disable Condition	
Analog Input #2 Custom Parameter High Shutdown Event Audible Alert	Yes	
Analog Input #2 Custom Parameter High Shutdown Event Breaker #1 Trip	No	
Analog Input #2 Custom Parameter High Shutdown Event Breaker #2 Trip	No	

Analog Input #2 Custom Parameter High Shutdown Event Fault Protection Timer	No	
Analog Input #2 Custom Parameter Low Warning Event Response Configuration	Activate Warning Condition	
Analog Input #2 Custom Parameter Low Warning Event Audible Alert	Yes	
Analog Input #2 Custom Parameter Low Warning Event Breaker #1 Trip	No	
Analog Input #2 Custom Parameter Low Warning Event Breaker #2 Trip	No	
Analog Input #2 Custom Parameter Low Warning Event Fault Protection Timer	No	
Analog Input #2 Custom Parameter Low Shutdown Event Response Configuration	Disable Condition	
Analog Input #2 Custom Parameter Low Shutdown Event Audible Alert	Yes	
Analog Input #2 Custom Parameter Low Shutdown Event Breaker #1 Trip	No	
Analog Input #2 Custom Parameter Low Shutdown Event Breaker #2 Trip	No	
Analog Input #2 Custom Parameter Low Shutdown Event Fault Protection Timer	No	
Analog Input #3 Custom Parameter High Warning Event Response Configuration	Activate Warning Condition	
Analog Input #3 Custom Parameter High Warning Event Audible Alert	Yes	
Analog Input #3 Custom Parameter High Warning Event Breaker #1 Trip	No	
Analog Input #3 Custom Parameter High Warning Event Breaker #2 Trip	No	
Analog Input #3 Custom Parameter High Warning Event Fault Protection Timer	No	
Analog Input #3 Custom Parameter High Shutdown Event Response Configuration	Activate Hard Shutdown Condition	
Analog Input #3 Custom Parameter High Shutdown Event Audible Alert	Yes	
Analog Input #3 Custom Parameter High Shutdown Event Breaker #1 Trip	No	
Analog Input #3 Custom Parameter High Shutdown Event Breaker #2 Trip	No	
Analog Input #3 Custom Parameter High Shutdown Event Fault Protection Timer	No	
Analog Input #3 Custom Parameter Low Warning Event Response Configuration	Activate Warning Condition	
Analog Input #3 Custom Parameter Low Warning Event Audible Alert	Yes	
Analog Input #3 Custom Parameter Low Warning Event Breaker #1 Trip	No	
Analog Input #3 Custom Parameter Low Warning Event Breaker #2 Trip	No	
Analog Input #3 Custom Parameter Low Warning Event Fault Protection Timer	No	
Analog Input #3 Custom Parameter Low Shutdown Event Response Configuration	Activate Hard Shutdown Condition	

Analog Input #3 Custom Parameter Low Shutdown Event Audible Alert	Yes	
Analog Input #3 Custom Parameter Low Shutdown Event Breaker #1 Trip	No	
Analog Input #3 Custom Parameter Low Shutdown Event Breaker #2 Trip	No	
Analog Input #3 Custom Parameter Low Shutdown Event Fault Protection Timer	No	
Custom Event #1 Condition Exists Event Response Configuration	Activate Hard Shutdown Condition	
Custom Event #1 Condition Exists Event Audible Alert	Yes	
Custom Event #1 Condition Exists Event Breaker #1 Trip	No	
Custom Event #1 Condition Exists Event Breaker #2 Trip	No	
Custom Event #1 Condition Exists Event Fault Protection Timer	No	
Custom Event #2 Condition Exists Event Response Configuration	Hard Shutdown & Active Only Condition	
Custom Event #2 Condition Exists Event Audible Alert	Yes	
Custom Event #2 Condition Exists Event Breaker #1 Trip	No	
Custom Event #2 Condition Exists Event Breaker #2 Trip	No	
Custom Event #2 Condition Exists Event Fault Protection Timer	Yes	
Custom Event #3 Condition Exists Event Response Configuration	Activate Soft Shutdown Condition	
Custom Event #3 Condition Exists Event Audible Alert	Yes	
Custom Event #3 Condition Exists Event Breaker #1 Trip	No	
Custom Event #3 Condition Exists Event Breaker #2 Trip	No	
Custom Event #3 Condition Exists Event Fault Protection Timer	No	
Custom Event #4 Condition Exists Event Response Configuration	Activate Hard Shutdown Condition	
Custom Event #4 Condition Exists Event Audible Alert	Yes	
Custom Event #4 Condition Exists Event Breaker #1 Trip	No	
Custom Event #4 Condition Exists Event Breaker #2 Trip	No	
Custom Event #4 Condition Exists Event Fault Protection Timer	No	
Custom Event #5 Condition Exists Event Response Configuration	Activate Warning Condition	
Custom Event #5 Condition Exists Event Audible Alert	Yes	
Custom Event #5 Condition Exists Event Breaker #1 Trip	No	

Custom Event #5 Condition Exists Event Breaker #2 Trip	No	
Custom Event #5 Condition Exists Event Fault Protection Timer	No	
Custom Event #6 Condition Exists Event Response Configuration	Activate Warning Condition	
Custom Event #6 Condition Exists Event Audible Alert	Yes	
Custom Event #6 Condition Exists Event Breaker #1 Trip	No	
Custom Event #6 Condition Exists Event Breaker #2 Trip	No	
Custom Event #6 Condition Exists Event Fault Protection Timer	No	
Engine Running Conditions - Custom Event Digital Input	Do Not Activate	
Engine Running Conditions - Engine Running	Activate	
Engine Running Conditions - Volts/Hertz within Limits	Do Not Activate	
Engine Running Conditions - Engine Running at Rated Speed	Do Not Activate	
Fuel Fill/Drain Feature Enable Status	Disabled	
Fuel Fill Activation Tank Level Percentage Threshold	0,0	%
Fuel Fill Deactivation Tank Level Percentage Threshold	100,0	%
Generator Connection Configuration	Wye (or Star) Connection	
Generator Potential Transformer Primary Winding Rating	1	Volts
Generator Potential Transformer Secondary Winding Rating	1	Volts
Generator Current Transformer Primary Winding Rating	5000	Amps
Generator Current Transformer Secondary Winding Rating	5	Amps
Number of Generator Poles	4	Poles
Generator Rated Frequency	50 Hz	
Generator Rated Voltage	400	Volts
Generator Rated Power	2400	kW
Generator Rated Apparent Power	3300	kVA
Maximum Generator Voltage Output Bias Percentage	15	%
Customer Password Security Level to Reset Generator Energy Meters	3-Factory, Single Use	
Generator Definite Time Overcurrent Warning Event Percentage Threshold	110	%
Generator Inverse Time Overcurrent Shutdown Event Time Multiplier	10,00	sec
Generator Definite Time Overcurrent Shutdown Event Percentage Threshold	120	%
Generator Definite Time Overcurrent Shutdown Event Notification Delay Time	5,0	sec

Generator Inverse Time Over Current Shutdown Event Threshold	120	%
Generator Inverse Definite Minimum Time Curve Type Configuration	Extremely Inverse Curve	
Generator Over Frequency Warning Event Percentage Threshold	105,0	%
Generator Over Frequency Warning Event Notification Delay Time	10	sec
Generator Over Frequency Shutdown Event Percentage Threshold	110,0	%
Generator Over Frequency Shutdown Event Notification Delay Time	10	sec
Generator Under Frequency Warning Event Percentage Threshold	95,0	%
Generator Under Frequency Warning Event Notification Delay Time	10	sec
Generator Under Frequency Shutdown Event Percentage Threshold	85,0	%
Generator Under Frequency Shutdown Event Notification Delay Time	25	sec
Generator Over Voltage Warning Event Percentage Threshold	110	%
Generator Over Voltage Warning Event Notification Delay Time	2	sec
Generator Over Voltage Shutdown Event Percentage Threshold	125	%
Generator Over Voltage Shutdown Event Notification Delay Time	2	sec
Generator Under Voltage Warning Event Percentage Threshold	75	%
Generator Under Voltage Warning Event Notification Delay Time	30	sec
Generator Under Voltage Shutdown Event Percentage Threshold	60	%
Generator Under Voltage Shutdown Event Notification Delay Time	30	sec
Generator Reverse Power Warning Event Percentage Threshold	5	%
Generator Reverse Power Warning Event Notification Delay Time	10	sec
Generator Reverse Power Shutdown Event Percentage Threshold	10	%
Generator Reverse Power Shutdown Event Notification Delay Time	10	sec
Generator Reverse Reactive Power Warning Event Percentage Threshold	20,00	%
Generator Reverse Reactive Power Warning Event Notification Delay Time	10	sec
Generator Reverse Reactive Power Shutdown Event Percentage Threshold	20,00	%
Generator Reverse Reactive Power Shutdown Event Notification Delay Time	20	sec
Voltage Regulator Control Source Configuration	External Control	

Programmable Cycle Timer #1 Activation Day - Sunday	Deactivate	
Programmable Cycle Timer #1 Activation Day - Monday	Deactivate	
Programmable Cycle Timer #1 Activation Day - Tuesday	Deactivate	
Programmable Cycle Timer #1 Activation Day - Wednesday	Deactivate	
Programmable Cycle Timer #1 Activation Day - Thursday	Deactivate	
Programmable Cycle Timer #1 Activation Day - Friday	Deactivate	
Programmable Cycle Timer #1 Activation Day - Saturday	Deactivate	
Programmable Cycle Timer #1 Activation Start Time	0	min
Programmable Cycle Timer #1 Active Time	1	min
Programmable Cycle Timer #1 Output #1 Activation Configuration	Inactive	
Programmable Cycle Timer #1 Output #2 Activation Configuration	Inactive	
Programmable Cycle Timer #2 Activation Day - Sunday	Deactivate	
Programmable Cycle Timer #2 Activation Day - Monday	Deactivate	
Programmable Cycle Timer #2 Activation Day - Tuesday	Deactivate	
Programmable Cycle Timer #2 Activation Day - Wednesday	Deactivate	
Programmable Cycle Timer #2 Activation Day - Thursday	Deactivate	
Programmable Cycle Timer #2 Activation Day - Friday	Deactivate	
Programmable Cycle Timer #2 Activation Day - Saturday	Deactivate	
Programmable Cycle Timer #2 Activation Start Time	0	min
Programmable Cycle Timer #2 Active Time	1	min
Programmable Cycle Timer #2 Output #1 Activation Configuration	Inactive	
Programmable Cycle Timer #2 Output #2 Activation Configuration	Inactive	
Programmable Cycle Timer #3 Activation Day - Sunday	Deactivate	
Programmable Cycle Timer #3 Activation Day - Monday	Deactivate	
Programmable Cycle Timer #3 Activation Day - Tuesday	Deactivate	
Programmable Cycle Timer #3 Activation Day - Wednesday	Deactivate	
Programmable Cycle Timer #3 Activation Day - Thursday	Deactivate	
Programmable Cycle Timer #3 Activation Day - Friday	Deactivate	

Programmable Cycle Timer #3 Activation Day - Saturday	Deactivate	
Programmable Cycle Timer #3 Activation Start Time	0	min
Programmable Cycle Timer #3 Active Time	1	min
Programmable Cycle Timer #3 Output #1 Activation Configuration	Inactive	
Programmable Cycle Timer #3 Output #2 Activation Configuration	Inactive	
Programmable Cycle Timer #4 Activation Day - Sunday	Deactivate	
Programmable Cycle Timer #4 Activation Day - Monday	Deactivate	
Programmable Cycle Timer #4 Activation Day - Tuesday	Deactivate	
Programmable Cycle Timer #4 Activation Day - Wednesday	Deactivate	
Programmable Cycle Timer #4 Activation Day - Thursday	Deactivate	
Programmable Cycle Timer #4 Activation Day - Friday	Deactivate	
Programmable Cycle Timer #4 Activation Day - Saturday	Deactivate	
Programmable Cycle Timer #4 Activation Start Time	0	min
Programmable Cycle Timer #4 Active Time	1	min
Programmable Cycle Timer #4 Output #1 Activation Configuration	Inactive	
Programmable Cycle Timer #4 Output #2 Activation Configuration	Inactive	
Programmable Cycle Timer #5 Activation Day - Sunday	Deactivate	
Programmable Cycle Timer #5 Activation Day - Monday	Deactivate	
Programmable Cycle Timer #5 Activation Day - Tuesday	Deactivate	
Programmable Cycle Timer #5 Activation Day - Wednesday	Deactivate	
Programmable Cycle Timer #5 Activation Day - Thursday	Deactivate	
Programmable Cycle Timer #5 Activation Day - Friday	Deactivate	
Programmable Cycle Timer #5 Activation Day - Saturday	Deactivate	
Programmable Cycle Timer #5 Activation Start Time	0	min
Programmable Cycle Timer #5 Active Time	1	min
Programmable Cycle Timer #5 Output #1 Activation Configuration	Inactive	
Programmable Cycle Timer #5 Output #2 Activation Configuration	Inactive	
Programmable Cycle Timer #6 Activation Day - Sunday	Deactivate	

Programmable Cycle Timer #6 Activation Day - Monday	Deactivate	
Programmable Cycle Timer #6 Activation Day - Tuesday	Deactivate	
Programmable Cycle Timer #6 Activation Day - Wednesday	Deactivate	
Programmable Cycle Timer #6 Activation Day - Thursday	Deactivate	
Programmable Cycle Timer #6 Activation Day - Friday	Deactivate	
Programmable Cycle Timer #6 Activation Day - Saturday	Deactivate	
Programmable Cycle Timer #6 Activation Start Time	0	min
Programmable Cycle Timer #6 Active Time	1	min
Programmable Cycle Timer #6 Output #1 Activation Configuration	Inactive	
Programmable Cycle Timer #6 Output #2 Activation Configuration	Inactive	
Programmable Cycle Timer #7 Activation Day - Sunday	Deactivate	
Programmable Cycle Timer #7 Activation Day - Monday	Deactivate	
Programmable Cycle Timer #7 Activation Day - Tuesday	Deactivate	
Programmable Cycle Timer #7 Activation Day - Wednesday	Deactivate	
Programmable Cycle Timer #7 Activation Day - Thursday	Deactivate	
Programmable Cycle Timer #7 Activation Day - Friday	Deactivate	
Programmable Cycle Timer #7 Activation Day - Saturday	Deactivate	
Programmable Cycle Timer #7 Activation Start Time	0	min
Programmable Cycle Timer #7 Active Time	1	min
Programmable Cycle Timer #7 Output #1 Activation Configuration	Inactive	
Programmable Cycle Timer #7 Output #2 Activation Configuration	Inactive	
Electronic Control Module Reduced Power Mode Enable Status	Disabled	
Electronic Control Module Reduced Power Mode Delay Time	30	min
Relay Output #1 Usage Type	Command/Status Parameter	
Relay Output #1 Command/Status Parameter Data Identification	Starter Motor Relay	
Relay Output #2 Usage Type	Command/Status Parameter	
Relay Output #2 Command/Status Parameter Data Identification	Fuel Control Relay	
Relay Output #3 Usage Type	Command/Status Parameter	
Relay Output #3 Command/Status Parameter Data Identification	Common Alarm	
Relay Output #4 Usage Type	Command/Status Parameter	

Relay Output #4 Command/Status Parameter Data Identification	Common Shutdown	
Relay Output #5 Usage Type	Command/Status Parameter	
Relay Output #5 Command/Status Parameter Data Identification	Fuel Control Relay	
Relay Output #6 Usage Type	Command/Status Parameter	
Relay Output #6 Command/Status Parameter Data Identification	V/Hz Within Limits	
Relay Output #7 Usage Type	Command/Status Parameter	
Relay Output #7 Command/Status Parameter Data Identification	Rated Speed	
Relay Output #8 Usage Type	Command/Status Parameter	
Relay Output #8 Command/Status Parameter Data Identification	Common Shutdown	
Maintenance Level 1 Cycle Interval Hours	500	hours
Maintenance Level 1 Cycle Interval Days	180	
Customer Password Security Level to Reset Service Maintenance Interval	3-Factory, Single Use	
Programmable Trip Point Function #1 Trigger Condition	Disabled	
Programmable Trip Point Function #1 Percentage Threshold	0	%
Programmable Trip Point Function #1 Hysteresis Percentage	0	%
Programmable Trip Point Function #1 Trip Activation Delay Time	0	sec
Programmable Trip Point Function #1 Trip Deactivation Delay Time	0	sec
Programmable Trip Point Function #2 Trigger Condition	Disabled	
Programmable Trip Point Function #2 Percentage Threshold	0	%
Programmable Trip Point Function #2 Hysteresis Percentage	0	%
Programmable Trip Point Function #2 Trip Activation Delay Time	0	sec
Programmable Trip Point Function #2 Trip Deactivation Delay Time	0	sec
Engine Serial Number	Not Programmed	
Display Pressure Units Configuration	kPa	
Display Temperature Units Configuration	Degrees Centigrade (Celsius)	
Display Volume Units Configuration	liters	

Discrete I/O Module #1

Parameter	Value
ECM Part Number	2340275-00
ECM Serial Number	05277585PR
Software Group Part Number	2340274-01
Software Group Release Date	SEP2005
Software Group Description	STD PROD v07.3

Logged Diagnostic Codes - Discrete I/O Module #1

Code	Description	Occ.
No Logged Diagnostic Codes		

Logged Event Codes - Discrete I/O Module #1

Code	Description	Occ.
96-17	Fuel Level : Low - least severe (1)	4
702- 0	Auxiliary I/O #02 : High - most severe (3)	71
4013-31	Generator Circuit Breaker Open	97

Active Diagnostic Codes - Discrete I/O Module #1

Code	Description	Occ.
No Active Diagnostic Codes		

Active Event Codes - Discrete I/O Module #1

Code	Description	Occ.
4004-31	Generator Breaker Closed	0
4013-31	Generator Circuit Breaker Open	97

Configuration - Discrete I/O Module #1

Description	Value	Unit
ECM Serial Number	05277585PR	
ECU Instance	1	
Event Input Function #1 Active State Configuration	Low	
Event Input Function #1 Event Notification Delay Time	0	sec
Event Input Function #1 Suspect Parameter Number	Engine Injector Cylinder #01	
Event Input Function #1 Failure Mode Identifier	Condition Exists	
Event Input Function #2 Active State Configuration	Low	
Event Input Function #2 Event Notification Delay Time	5	sec
Event Input Function #2 Suspect Parameter Number	Custom Event	
Event Input Function #2 Failure Mode Identifier	High Shutdown	
Event Input Function #3 Active State Configuration	Low	
Event Input Function #3 Event Notification Delay Time	5	sec
Event Input Function #3 Suspect Parameter Number	Fuel Level	
Event Input Function #3 Failure Mode Identifier	Low Warning	

Event Input Function #4 Active State Configuration	High	
Event Input Function #4 Event Notification Delay Time	0	sec
Event Input Function #4 Suspect Parameter Number	Generator Circuit Breaker Closed	
Event Input Function #4 Failure Mode Identifier	Condition Exists	
Event Input Function #5 Active State Configuration	High	
Event Input Function #5 Event Notification Delay Time	0	sec
Event Input Function #5 Suspect Parameter Number	Generator Circuit Breaker Open	
Event Input Function #5 Failure Mode Identifier	Condition Exists	
Event Input Function #6 Active State Configuration	Low	
Event Input Function #6 Event Notification Delay Time	0	sec
Event Input Function #6 Suspect Parameter Number	Custom Event	
Event Input Function #6 Failure Mode Identifier	Condition Exists	
Event Input Function #7 Active State Configuration	Low	
Event Input Function #7 Event Notification Delay Time	0	sec
Event Input Function #7 Suspect Parameter Number	Custom Event	
Event Input Function #7 Failure Mode Identifier	Condition Exists	
Event Input Function #8 Active State Configuration	Low	
Event Input Function #8 Event Notification Delay Time	0	sec
Event Input Function #8 Suspect Parameter Number	Custom Event	
Event Input Function #8 Failure Mode Identifier	Condition Exists	
Event Input Function #9 Active State Configuration	Low	
Event Input Function #9 Event Notification Delay Time	0	sec
Event Input Function #9 Suspect Parameter Number	Custom Event	
Event Input Function #9 Failure Mode Identifier	Condition Exists	
Event Input Function #10 Active State Configuration	Low	
Event Input Function #10 Event Notification Delay Time	0	sec
Event Input Function #10 Suspect Parameter Number	Custom Event	

Event Input Function #10 Failure Mode Identifier	Condition Exists	
Event Input Function #11 Active State Configuration	Low	
Event Input Function #11 Event Notification Delay Time	0	sec
Event Input Function #11 Suspect Parameter Number	Custom Event	
Event Input Function #11 Failure Mode Identifier	Condition Exists	
Event Input Function #12 Active State Configuration	Low	
Event Input Function #12 Event Notification Delay Time	0	sec
Event Input Function #12 Suspect Parameter Number	Custom Event	
Event Input Function #12 Failure Mode Identifier	Condition Exists	
Event Output Function #1 Suspect Parameter Number	Engine Coolant Temperature	
Event Output Function #1 Trigger Condition	High Warning - Specific Event	
Event Output Function #2 Suspect Parameter Number	Engine Controller	
Event Output Function #2 Trigger Condition	Shutdown - General Event	
Event Output Function #3 Suspect Parameter Number	Engine Coolant Temperature	
Event Output Function #3 Trigger Condition	High Warning - Specific Event	
Event Output Function #4 Suspect Parameter Number	Generator Control not in Automatic	
Event Output Function #4 Trigger	Condition Exists - Specific Event	
Event Output Function #5 Suspect Parameter Number	Engine Oil Pressure	
Event Output Function #5 Trigger	Low Shutdown - Specific Event	
Event Output Function #6 Suspect Parameter Number	Engine Coolant Temperature	
Event Output Function #6 Trigger Condition	High Shutdown - Specific Event	
Event Output Function #7 Suspect Parameter Number	Engine Failure to Start	
Event Output Function #7 Trigger Condition	Condition Exists - Specific Event	
Event Output Function #8 Suspect Parameter Number	Engine Fuel Delivery Pressure	
Event Output Function #8 Trigger Condition	Low Warning - Specific Event	

RTD Module #1

Parameter	Value
ECM Part Number	2341645-06
ECM Serial Number	27767046PP
Software Group Part Number	5710525-00
Software Group Release Date	OCT2018
Software Group Description	RTD Temperature Scanner 8 Channel 2,3 or 4-wire

Logged Diagnostic Codes - RTD Module #1

Code	Description	Occ.	SHM First	SHM Last	RTC First	RTC Last
1122- 5	Engine Alternator Bearing 1 Temperature : Current Below Normal	2	0:00:08	0:00:02	01-01-1985 00:00:08	13-07-2017 00:45:42
1123- 5	Engine Alternator Bearing 2 Temperature : Current Below Normal	2	0:00:08	0:00:02	01-01-1985 00:00:08	13-07-2017 00:45:42
1124- 5	Engine Alternator Winding 1 Temperature : Current Below Normal	2	0:00:07	0:00:01	01-01-1985 00:00:07	13-07-2017 00:45:41
1125- 5	Engine Alternator Winding 2 Temperature : Current Below Normal	2	0:00:07	0:00:01	01-01-1985 00:00:07	13-07-2017 00:45:41
1126- 5	Engine Alternator Winding 3 Temperature : Current Below Normal	2	0:00:08	0:00:01	01-01-1985 00:00:08	13-07-2017 00:45:41

Logged Event Codes - RTD Module #1

Code	Description	Occ.	SHM First	SHM Last	RTC First	RTC Last
No Logged Event Codes						

Active Diagnostic Codes - RTD Module #1

Code	Description	Occ.
No Active Diagnostic Codes		

Active Event Codes - RTD Module #1

Code	Description	Occ.
No Active Events		

Configuration - RTD Module #1

Description	Value	Unit
ECU Instance	1	
RTD Input #1 Sensor Type Configuration	3-wire	
RTD Input #1 Temperature Coefficient Configuration	IEC Platinum	
Temperature Input #1 Suspect Parameter Number	1124	
Temperature Input #1 High Temperature Shutdown Event Threshold	215	Deg C
Temperature Input #1 High Temp Shutdown Event Notification Delay Time	10	sec
Temperature Input #1 High Temperature Warning Event Threshold	200	Deg C
Temperature Input #1 High Temperature Warning Event Notification Delay Time	10	sec
Temperature Input #1 Low Temperature Warning Event Threshold	-20	Deg C

Temperature Input #1 Low Temperature Warning Event Notification Delay Time	10	sec
RTD Input #2 Sensor Type Configuration	3-wire	
RTD Input #2 Temperature Coefficient Configuration	IEC Platinum	
Temperature Input #2 Suspect Parameter Number	1125	
Temperature Input #2 High Temperature Shutdown Event Threshold	215	Deg C
Temperature Input #2 High Temp Shutdown Event Notification Delay Time	10	sec
Temperature Input #2 High Temperature Warning Event Threshold	200	Deg C
Temperature Input #2 High Temperature Warning Event Notification Delay Time	10	sec
Temperature Input #2 Low Temperature Warning Event Threshold	-20	Deg C
Temperature Input #2 Low Temperature Warning Event Notification Delay Time	10	sec
RTD Input #3 Sensor Type Configuration	3-wire	
RTD Input #3 Temperature Coefficient Configuration	IEC Platinum	
Temperature Input #3 Suspect Parameter Number	1126	
Temperature Input #3 High Temperature Shutdown Event Threshold	215	Deg C
Temperature Input #3 High Temp Shutdown Event Notification Delay Time	10	sec
Temperature Input #3 High Temperature Warning Event Threshold	200	Deg C
Temperature Input #3 High Temperature Warning Event Notification Delay Time	10	sec
Temperature Input #3 Low Temperature Warning Event Threshold	-20	Deg C
Temperature Input #3 Low Temperature Warning Event Notification Delay Time	10	sec
RTD Input #4 Sensor Type Configuration	3-wire	
RTD Input #4 Temperature Coefficient Configuration	IEC Platinum	
Temperature Input #4 Suspect Parameter Number	1124	
Temperature Input #4 High Temperature Shutdown Event Threshold	215	Deg C
Temperature Input #4 High Temp Shutdown Event Notification Delay Time	10	sec
Temperature Input #4 High Temperature Warning Event Threshold	200	Deg C
Temperature Input #4 High Temperature Warning Event Notification Delay Time	10	sec
Temperature Input #4 Low Temperature Warning Event Threshold	-20	Deg C
Temperature Input #4 Low Temperature Warning Event Notification Delay Time	10	sec
RTD Input #5 Sensor Type Configuration	3-wire	

RTD Input #5 Temperature Coefficient Configuration	IEC Platinum	
Temperature Input #5 Suspect Parameter Number	1125	
Temperature Input #5 High Temperature Shutdown Event Threshold	215	Deg C
Temperature Input #5 High Temp Shutdown Event Notification Delay Time	10	sec
Temperature Input #5 High Temperature Warning Event Threshold	200	Deg C
Temperature Input #5 High Temperature Warning Event Notification Delay Time	10	sec
Temperature Input #5 Low Temperature Warning Event Threshold	-20	Deg C
Temperature Input #5 Low Temperature Warning Event Notification Delay Time	10	sec
RTD Input #6 Sensor Type Configuration	3-wire	
RTD Input #6 Temperature Coefficient Configuration	IEC Platinum	
Temperature Input #6 Suspect Parameter Number	1126	
Temperature Input #6 High Temperature Shutdown Event Threshold	215	Deg C
Temperature Input #6 High Temp Shutdown Event Notification Delay Time	10	sec
Temperature Input #6 High Temperature Warning Event Threshold	200	Deg C
Temperature Input #6 High Temperature Warning Event Notification Delay Time	10	sec
Temperature Input #6 Low Temperature Warning Event Threshold	-20	Deg C
Temperature Input #6 Low Temperature Warning Event Notification Delay Time	10	sec
RTD Input #7 Sensor Type Configuration	2-wire	
RTD Input #7 Temperature Coefficient Configuration	IEC Platinum	
Temperature Input #7 Suspect Parameter Number	1122	
Temperature Input #7 High Temperature Shutdown Event Threshold	110	Deg C
Temperature Input #7 High Temp Shutdown Event Notification Delay Time	10	sec
Temperature Input #7 High Temperature Warning Event Threshold	100	Deg C
Temperature Input #7 High Temperature Warning Event Notification Delay Time	10	sec
Temperature Input #7 Low Temperature Warning Event Threshold	-20	Deg C
Temperature Input #7 Low Temperature Warning Event Notification Delay Time	10	sec
RTD Input #8 Sensor Type Configuration	2-wire	
RTD Input #8 Temperature Coefficient Configuration	IEC Platinum	

Temperature Input #8 Suspect Parameter Number	1123	
Temperature Input #8 High Temperature Shutdown Event Threshold	110	Deg C
Temperature Input #8 High Temp Shutdown Event Notification Delay Time	10	sec
Temperature Input #8 High Temperature Warning Event Threshold	100	Deg C
Temperature Input #8 High Temp Warning Event Notification Delay Time	10	sec
Temperature Input #8 Low Temperature Warning Event Threshold	-20	Deg C
Temperature Input #8 Low Temperature Warning Event Notification Delay Time	10	sec
Monitoring Mode Shutdowns	Disabled	